PRO-LAB®
1675 North Commerce Parkway, Weston, FL 33326 (954) 384-4446

COASTAL ENVIRONMENTAL
PO BOX 167
HAMMONTON, NJ 08330

Certificate of Mold Analysis

Prepared for:	COASTAL ENVIRONMENTAL
Phone Number:	
Fax Number:	
Project Name:	DECANTOR AVE SCHOOL
Test Location:	
	,
Chain of Custody #:	1107071
Received Date:	February 2, 2018
Report Date:	February 5, 2018

Carlos Ochoa, Technical and Quality Control Manager

Currently there are no Federal regulations for evaluating potential health effects of fungal contamination and remediation. This information is subject to change as more information regarding fungal contaminants becomes available. For more information visit http://www.epa.gov/mold or www.nyc.gov/html/doh/html/epi/mold.shtml. This document was designed to follow currently known industry guidelines for the interpretation of microbial sampling, analysis, and remediation. Since interpretation of mold analysis reports is a scientific work in progress, it may as such be changed at any time without notice. The client is solely responsible for the use or interpretation. PRO-LAB/SSPTM Inc. makes no express or implied warranties as to health of a property from only the samples sent to their laboratory for analysis. The Client is hereby notified that due to the subjective nature of fungal analysis and the mold growth process, laboratory samples can and do change over time relative to the originally sampled material. PRO-LAB/SSPTM Inc. reserves the right to properly dispose of all samples after the testing of such samples are sufficiently completed or after a 7 day period, whichever is greater.

AIHA LAP, LLC
ACCREDITED LABORATORY
ENVIRONMENTAL MICROBIOLOGY
ISO/IEC 17025:2005
WWW.AIHAACCREDITEDLABS.ORG
LAB # 163230

For more information please contact PRO-LAB at (954) 384-4446 or email info@prolabinc.com

PRO-LAB®
1675 North Commerce Parkway, Weston, FL 33326 (954) 384-4446

Prepared for : COASTAL ENVIRONMENTAL **Test Address :** DECANTOR AVE SCHOOL

,

ANALYSIS METHOD	Spore trap analysis			Spore trap analysis			Spore trap analysis			Spore trap analysis		
LOCATION	AMBIENT			DA 2			DA 6			CAFETERIA		
COC / LINE #	1107071-1			1107071-2			1107071-3			1107071-4		
SAMPLE TYPE & VOLUME	AIR-O-CELL - 75L			AIR-O-CELL - 75L			AIR-O-CELL - 75L			AIR-O-CELL - 75L		
SERIAL NUMBER	25666906			25666918			25666913			25666923		
COLLECTION DATE	**Jan 31, 2018**			**Jan 31, 2018**			**Jan 31, 2018**			**Jan 31, 2018**		
ANALYSIS DATE	**Feb 5, 2018**			**Feb 5, 2018**			**Feb 5, 2018**			**Feb 5, 2018**		
CONCLUSION	**CONTROL**			**NOT ELEVATED**			**ELEVATED**			**NOT ELEVATED**		
IDENTIFICATION	Raw Count	Spores per m^3	Percent of Total	Raw Count	Spores per m^3	Percent of Total	Raw Count	Spores per m^3	Percent of Total	Raw Count	Spores per m^3	Percent of Total
Other Basidiospores	8	110	50	20	270	72						
Penicillium/Aspergillus	8	110	50	4	53	14	152	2,000	100	64	850	100
Unidentified Spores				4	53	14						
TOTAL SPORES	16	220	100	28	376	100	152	2,000	100	64	850	100
MINIMUM DETECTION LIMIT*	4	53		4	53		4	53		4	53	
BACKGROUND DEBRIS	Light			Light			Light			Light		
Cellulose Fiber							8	110		4	53	
OBSERVATIONS & COMMENTS												

Background debris qualitatively estimates the amount of particles that are not pollen or spores and directly affects the accuracy of the spore counts. The categories of Light, Moderate, Heavy and Too Heavy for Accurate Count, are used to indicate the amount of deposited debris. Light (None to up to 25% obstruction); Medium (26% to up to 75% obstruction); Heavy (76% to up to 90% obstruction); Too Heavy (Greater than 90% obstruction). Increasing amounts of debris will obscure small spores and can prevent spores from impacting onto the slide. The actual number of spores present in the sample is likely higher than reported if the debris estimate is 'Heavy' or 'Too Heavy for Accurate Count'. All calculations are rounded to two significant figures and therefore, the total percentage of spore numbers may not equal 100%.
*** Minimum Detection Limit**. Based on the volume of air sampled, this is the lowest number of spores that can be detected and is an estimate of the lowest concentration of spores that can be read in the sample.
NA = Not Applicable.

Spores that were observed from the samples submitted are listed on this report. If a spore is not listed on this report it was not observed in the samples submitted.

Interpretation Guidelines: A determination is added to the report to help users interpret the mold analysis results. A mold report is only one aspect of an indoor air quality investigation. The most important aspect of mold growth in a living space is the availability of water. Without a source of water, mold generally will not become a problem in buildings. These determinations are in no way meant to imply any health outcomes or financial decisions based solely on this report. For questions relating to medical conditions you should consult an occupational or environmental health physician or professional.
CONTROL is a baseline sample showing what the spore count and diversity is at the time of sampling. The control sample(s) is usually collected outside of the structure being tested and used to determine if this sample(s) is similar in diversity and abundance to the inside sample(s).
ELEVATED means that the amount and/or diversity of spores, as compared to the control sample(s), and other samples in our database, are higher than expected. This can indicate that fungi have grown because of a water leak or water intrusion. Fungi that are considered to be indicators of water damage include, but are not limited to: *Chaetomium*, *Fusarium*, *Memnoniella*, *Stachybotrys*, *Scopulariopsis*, *Ulocladium*.
NOT ELEVATED means that the amount and/or the diversity of spores, as compared to the control sample and other samples in our database, are lower than expected and may indicate no problematic fungal growth.
UNUSUAL means that the presence of current or former growth was observed in the analyzed sample. An abundance of spores are present, and/or growth structures including hyphae and/or fruiting bodies are present and associated with one or more of the types of mold/fungi identified in the analyzed sample.
NORMAL means that no presence of current or former growth was observed in the analyzed sample. If spores are recorded they are normally what is in the air and have settled on the surface(s) tested.

PRO-LAB®
1675 North Commerce Parkway, Weston, FL 33326 (954) 384-4446

Chain of Custody # 1107071

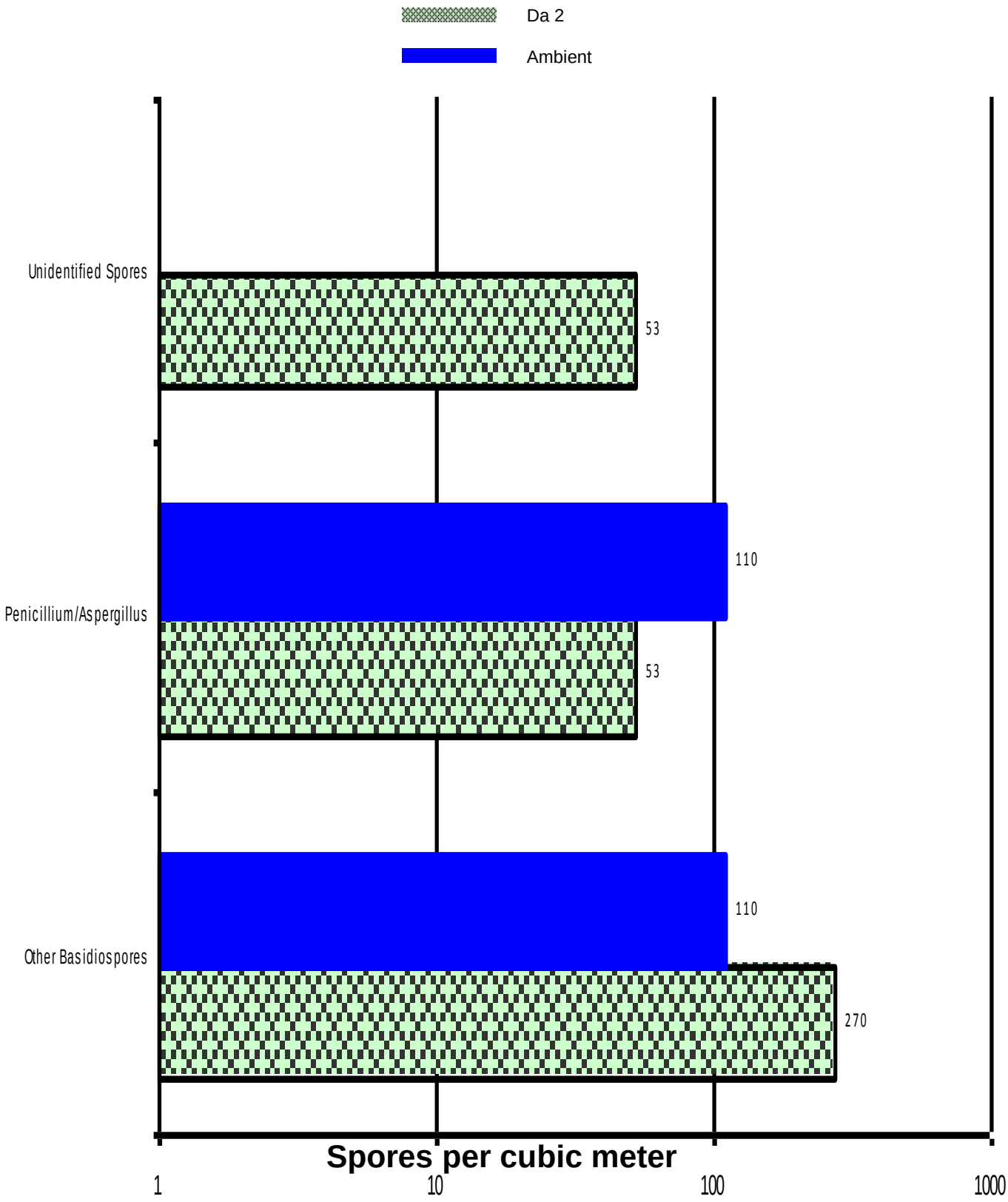

PRO-LAB®
1675 North Commerce Parkway, Weston, FL 33326 (954) 384-4446

Chain of Custody # 1107071

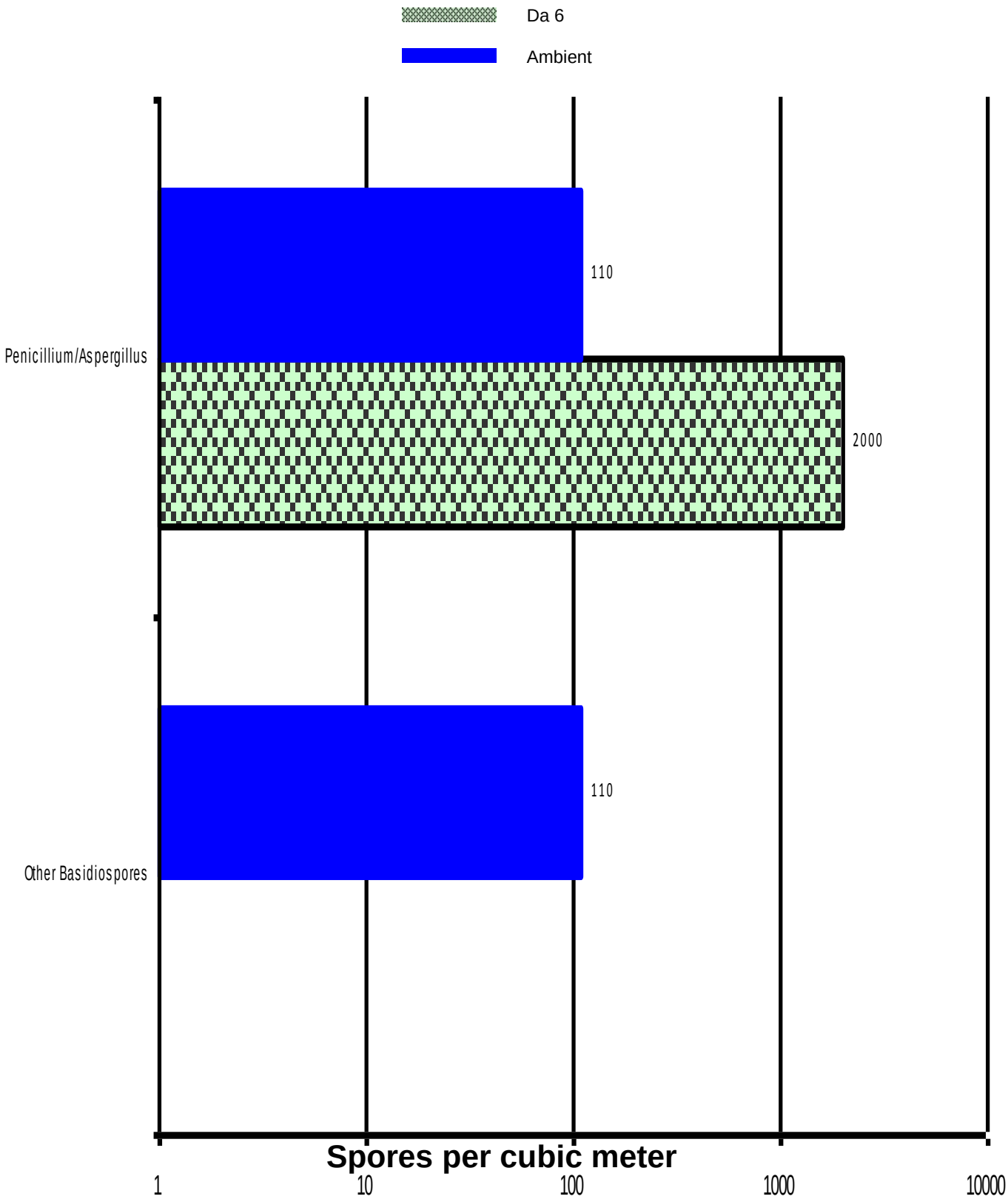

PRO-LAB®
1675 North Commerce Parkway, Weston, FL 33326 (954) 384-4446

Chain of Custody # 1107071

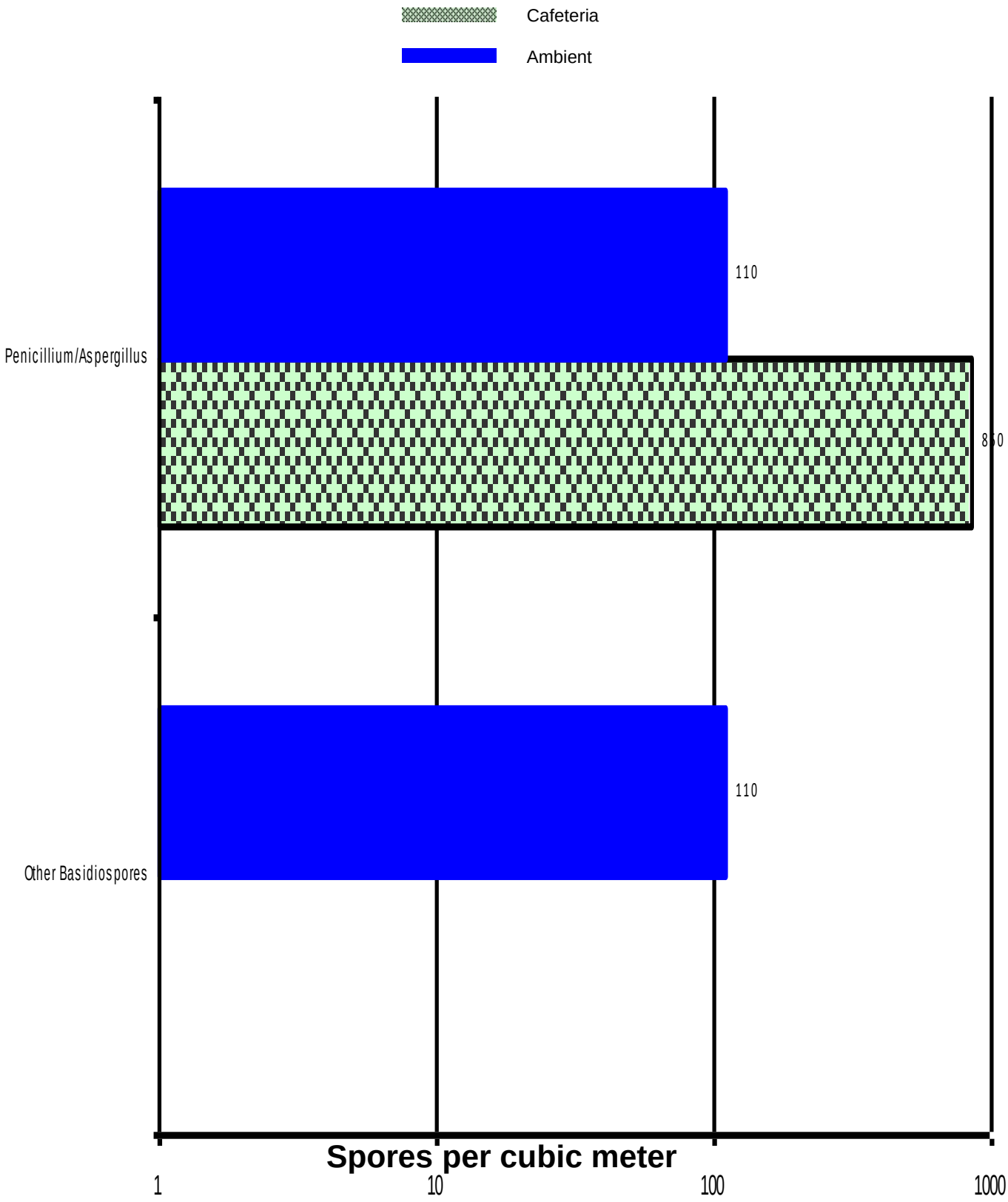

Identification	Outdoor Habitat	Indoor Habitat	Possible Allergic Potential Not an opinion or interpretation	Comments
Basidiospores	Commonly found everywhere, especially in the late summer and fall. These spores are from Mushrooms.	Mushrooms are not normally found growing indoors, but can grow on wet lumber, especially in crawlspaces. Sometimes mushrooms can be seen growing in flower pots indoors.	Some allergenicity reported. Type I (hay fever, asthma) and Type III (hypersensitivity pneumonitis).	Among the group of Mushrooms (Basidiomycetes) are dry rot fungi Serpula and Poria that are particularly destructive to buildings.
Penicillium/Aspergillus	Common everywhere. Normally found in the air in small amounts in outdoor air. Grows on nearly everything.	Wetted wallboard, wood, food, leather, etc. Able to grow on many substrates indoors.	Type I (hay fever and asthma) allergies and Type III (hypersensitivity pneumonitis) allergies.	This is a combination group of Penicillium and Aspergillus and is used when only the spores are seen. The spores are so similar that they cannot be reliably separated into their respective genera.
Unidentified Spores	Common everywhere. Grow on decaying plant litter and other plant-derived material.	Wetted cellulosic material.	None known.	This group of spores is reserved for spores whose identity is unknown. These kinds of spores have usually never been seen before in spore traps by our laboratory and/or are of such morphology that they cannot be identified with any degree of certainty to a particular genus.