

COASTAL ENVIRONMENTAL
PO BOX 167
HAMMONTON, NJ 08330

Certificate of Mold Analysis

Prepared for: COASTAL ENVIRONMENTAL
Phone Number:
Fax Number:
Project Name: LEEDS AVE SCHOOL
Test Location: IAQ
,
Report Number: 1415706
Received Date: March 23, 2021
Report Date: March 23, 2021



Diana Sauri, Laboratory Director or other approved signatory

Currently there are no Federal regulations for evaluating potential health effects of fungal contamination and remediation. This information is subject to change as more information regarding fungal contaminants becomes available. For more information visit <http://www.epa.gov/mold> or www.nyc.gov/html/doh/html/epi/mold.shtml. This document was designed to follow currently known industry guidelines for the interpretation of microbial sampling, analysis, and remediation. Since interpretation of mold analysis reports is a scientific work in progress, it may as such be changed at any time without notice. The client is solely responsible for the use or interpretation. PRO-LAB/SSPTM Inc. makes no express or implied warranties as to health of a property from only the samples sent to their laboratory for analysis. The Client is hereby notified that due to the subjective nature of fungal analysis and the mold growth process, laboratory samples can and do change over time relative to the originally sampled material. PRO-LAB/SSPTM Inc. reserves the right to properly dispose of all samples after the testing of such samples are sufficiently completed or after a 7 day period, whichever is greater.



For more information please contact PRO-LAB at (954) 384-4446 or email info@prolabinc.com

Prepared for : COASTAL ENVIRONMENTAL

Test Address : LEEDS AVE SCHOOL
IAQ

| | | | | |
|----------------------|-----------------------------|-----------------------------|-----------------------------|-----------------------------|
| ANALYSIS METHOD | 6110 Air Direct Examination | 6110 Air Direct Examination | 6110 Air Direct Examination | 6110 Air Direct Examination |
| LOCATION | AMBIENT | LIBRARY | GYM | RM 113 |
| COC / LINE # | 1415706 - 1 | 1415706 - 2 | 1415706 - 3 | 1415706 - 4 |
| SAMPLE TYPE & VOLUME | AIR-O-CELL - 150.00L | PRO-10 - 150.00L | AIR-O-CELL - 150.00L | AIR-O-CELL - 150.00L |
| SERIAL NUMBER | 30979432 | 242669T | 30979422 | 30979440 |
| COLLECTION DATE | Mar 20, 2021 | Mar 20, 2021 | Mar 20, 2021 | Mar 20, 2021 |
| ANALYSIS DATE | Mar 23, 2021 | Mar 23, 2021 | Mar 23, 2021 | Mar 23, 2021 |
| CONCLUSION | CONTROL | NOT ELEVATED | NOT ELEVATED | NOT ELEVATED |

| IDENTIFICATION | Raw Count | Spores per m ³ | Percent of Total | Raw Count | Spores per m ³ | Percent of Total | Raw Count | Spores per m ³ | Percent of Total | Raw Count | Spores per m ³ | Percent of Total |
|-------------------------|-----------|---------------------------|------------------|-----------|---------------------------|------------------|-----------|---------------------------|------------------|-----------|---------------------------|------------------|
| Cladosporium | | | | 4 | 27 | 100 | | | | 4 | 27 | 50 |
| Curvularia | | | | | | | | | | 4 | 27 | 50 |
| Other Ascospores | | | | | | | | | | | | |
| Penicillium/Aspergillus | 8 | 53 | 100 | | | | 4 | 27 | 100 | | | |

| | | | | | | | | | | | | |
|-------------------------|---|----|-----|---|----|-----|---|----|-----|---|----|-----|
| TOTAL SPORES | 8 | 53 | 100 | 4 | 27 | 100 | 4 | 27 | 100 | 8 | 54 | 100 |
| MINIMUM DETECTION LIMIT | 4 | 27 | | 4 | 27 | | 4 | 27 | | 4 | 27 | |

| | | | | | | | | | | | | |
|-------------------|-------|--|--|-------|--|--|-------|--|--|-------|--|--|
| BACKGROUND DEBRIS | Light | | | Light | | | Light | | | Light | | |
|-------------------|-------|--|--|-------|--|--|-------|--|--|-------|--|--|

| | | | | | | | | | | | | |
|-----------------|--|--|--|--|--|--|--|--|--|---|----|--|
| Cellulose Fiber | | | | | | | | | | 4 | 27 | |
|-----------------|--|--|--|--|--|--|--|--|--|---|----|--|

| | | | | | | | | | | | | |
|-------------------------|--|--|--|--|--|--|--|--|--|--|--|--|
| OBSERVATIONS & COMMENTS | | | | | | | | | | | | |
|-------------------------|--|--|--|--|--|--|--|--|--|--|--|--|

Background debris qualitatively estimates the amount of particles that are not pollen or spores and directly affects the accuracy of the spore counts. The categories of Light, Moderate, Heavy and Too Heavy for Accurate Count, are used to indicate the amount of deposited debris. Light (None to up to 25% obstruction); Medium (26% to up to 75% obstruction); Heavy (76% to up to 90% obstruction); Too Heavy (Greater than 90% obstruction). Increasing amounts of debris will obscure small spores and can prevent spores from impacting onto the slide. The actual number of spores present in the sample is likely higher than reported if the debris estimate is 'Heavy' or 'Too Heavy for Accurate Count'. All calculations are rounded to two significant figures and therefore, the total percentage of spore numbers may not equal 100%. The effect of the results relate only to the items tested. The methods used in this analysis have been validated and is fit for the intended use. R "version" indicated after the lab ID# indicates a sample with amended data.

* **Minimum Detection Limit.** Based on the volume of air sampled, this is the lowest number of spores that can be detected and is an estimate of the lowest concentration of spores that can be read in the sample. **NA** = Not Applicable.

Spores that were observed from the samples submitted are listed on this report. If a spore is not listed on this report it was not observed in the samples submitted.

Interpretation Guidelines: A determination is added to the report to help users interpret the mold analysis results. A mold report is only one aspect of an indoor air quality investigation. The most important aspect of mold growth in a living space is the availability of water. Without a source of water, mold generally will not become a problem in buildings. These determinations are in no way meant to imply any health outcomes or financial decisions based solely on this report. For questions relating to medical conditions you should consult an occupational or environmental health physician or professional.

CONTROL is a baseline sample showing what the spore count and diversity is at the time of sampling. The control sample(s) is usually collected outside of the structure being tested and used to determine if this sample(s) is similar in diversity and abundance to the inside sample(s).

ELEVATED means that the amount and/or diversity of spores, as compared to the control sample(s), and other samples in our database, are higher than expected. This can indicate that fungi have grown because of a water leak or water intrusion. Fungi that are considered to be indicators of water damage include, but are not limited to: *Chaetomium*, *Fusarium*, *Memnoniella*, *Stachybotrys*, *Scopulariopsis*, *Ulocladium*.

NOT ELEVATED means that the amount and/or the diversity of spores, as compared to the control sample and other samples in our database, are lower than expected and may indicate no problematic fungal growth. **UNUSUAL** means that the presence of current or former growth was observed in the analyzed sample. An abundance of spores are present, and/or growth structures including hyphae and/or fruiting bodies are present and associated with one or more of the types of mold/fungi identified in the analyzed sample.

NORMAL means that no presence of current or former growth was observed in the analyzed sample. If spores are recorded they are normally what is in the air and have settled on the surface(s) tested.

Prepared for : COASTAL ENVIRONMENTAL

Test Address : LEEDS AVE SCHOOL
IAQ

| | | | | |
|----------------------|-----------------------------|-----------------------------|-----------------------------|-----------------------------|
| ANALYSIS METHOD | 6110 Air Direct Examination | 6110 Air Direct Examination | 6110 Air Direct Examination | 6110 Air Direct Examination |
| LOCATION | RM 107 | RM 120 | RM 231 | RM 306 |
| COC / LINE # | 1415706 - 5 | 1415706 - 6 | 1415706 - 7 | 1415706 - 8 |
| SAMPLE TYPE & VOLUME | AIR-O-CELL - 150.00L | PRO-10 - 150.00L | PRO-10 - 150.00L | PRO-10 - 150.00L |
| SERIAL NUMBER | 30979428 | 242671T | 222749T | 212818T |
| COLLECTION DATE | Mar 20, 2021 | Mar 20, 2021 | Mar 20, 2021 | Mar 20, 2021 |
| ANALYSIS DATE | Mar 23, 2021 | Mar 23, 2021 | Mar 23, 2021 | Mar 23, 2021 |
| CONCLUSION | NOT ELEVATED | NOT ELEVATED | NOT ELEVATED | NOT ELEVATED |

| IDENTIFICATION | Raw Count | Spores per m ³ | Percent of Total | Raw Count | Spores per m ³ | Percent of Total | Raw Count | Spores per m ³ | Percent of Total | Raw Count | Spores per m ³ | Percent of Total |
|-------------------------|-----------|---------------------------|------------------|-----------|---------------------------|------------------|-----------|---------------------------|------------------|-----------|---------------------------|------------------|
| Cladosporium | | | | | | | | | | 4 | 27 | 50 |
| Curvularia | | | | | | | | | | | | |
| Other Ascospores | 4 | 27 | 20 | | | | | | | | | |
| Penicillium/Aspergillus | 16 | 110 | 80 | 4 | 27 | 100 | | | | 4 | 27 | 50 |

| | | | | | | | | | | | | |
|-------------------------|----|-----|-----|---|----|-----|---|----|--|---|----|-----|
| TOTAL SPORES | 20 | 137 | 100 | 4 | 27 | 100 | | | | 8 | 54 | 100 |
| MINIMUM DETECTION LIMIT | 4 | 27 | | 4 | 27 | | 4 | 27 | | 4 | 27 | |

| | | | | | | | | | | | | |
|-------------------|-------|--|--|-------|--|--|-------|--|--|-------|--|--|
| BACKGROUND DEBRIS | Light | | | Light | | | Light | | | Light | | |
|-------------------|-------|--|--|-------|--|--|-------|--|--|-------|--|--|

| | | | | | | | | | | | | |
|-----------------|--|--|--|--|--|--|---|----|--|--|--|--|
| Cellulose Fiber | | | | | | | 4 | 27 | | | | |
|-----------------|--|--|--|--|--|--|---|----|--|--|--|--|

| | | | | | | | | | | | | |
|-------------------------|--------------------|--|--|--|--|--|--|--|--|--|--|--|
| OBSERVATIONS & COMMENTS | No Fungi Detected. | | | | | | | | | | | |
|-------------------------|--------------------|--|--|--|--|--|--|--|--|--|--|--|

Background debris qualitatively estimates the amount of particles that are not pollen or spores and directly affects the accuracy of the spore counts. The categories of Light, Moderate, Heavy and Too Heavy for Accurate Count, are used to indicate the amount of deposited debris. Light (None to up to 25% obstruction); Medium (26% to up to 75% obstruction); Heavy (76% to up to 90% obstruction); Too Heavy (Greater than 90% obstruction). Increasing amounts of debris will obscure small spores and can prevent spores from impacting onto the slide. The actual number of spores present in the sample is likely higher than reported if the debris estimate is 'Heavy' or 'Too Heavy for Accurate Count'. All calculations are rounded to two significant figures and therefore, the total percentage of spore numbers may not equal 100%. The effect of the results relate only to the items tested. The methods used in this analysis have been validated and is fit for the intended use. R "version" indicated after the lab ID# indicates a sample with amended data.

* **Minimum Detection Limit.** Based on the volume of air sampled, this is the lowest number of spores that can be detected and is an estimate of the lowest concentration of spores that can be read in the sample. **NA** = Not Applicable.

Spores that were observed from the samples submitted are listed on this report. If a spore is not listed on this report it was not observed in the samples submitted.

Interpretation Guidelines: A determination is added to the report to help users interpret the mold analysis results. A mold report is only one aspect of an indoor air quality investigation. The most important aspect of mold growth in a living space is the availability of water. Without a source of water, mold generally will not become a problem in buildings. These determinations are in no way meant to imply any health outcomes or financial decisions based solely on this report. For questions relating to medical conditions you should consult an occupational or environmental health physician or professional.

CONTROL is a baseline sample showing what the spore count and diversity is at the time of sampling. The control sample(s) is usually collected outside of the structure being tested and used to determine if this sample(s) is similar in diversity and abundance to the inside sample(s).

ELEVATED means that the amount and/or diversity of spores, as compared to the control sample(s), and other samples in our database, are higher than expected. This can indicate that fungi have grown because of a water leak or water intrusion. Fungi that are considered to be indicators of water damage include, but are not limited to: *Chaetomium*, *Fusarium*, *Memnoniella*, *Stachybotrys*, *Scopulariopsis*, *Ulocladium*.

NOT ELEVATED means that the amount and/or the diversity of spores, as compared to the control sample and other samples in our database, are lower than expected and may indicate no problematic fungal growth. **UNUSUAL** means that the presence of current or former growth was observed in the analyzed sample. An abundance of spores are present, and/or growth structures including hyphae and/or fruiting bodies are present and associated with one or more of the types of mold/fungi identified in the analyzed sample.

NORMAL means that no presence of current or former growth was observed in the analyzed sample. If spores are recorded they are normally what is in the air and have settled on the surface(s) tested.

Prepared for : COASTAL ENVIRONMENTAL

Test Address : LEEDS AVE SCHOOL
IAQ

| | | | | |
|----------------------|-----------------------------|-----------------------------|---------------------|---------------------|
| ANALYSIS METHOD | 6110 Air Direct Examination | 6110 Air Direct Examination | INTENTIONALLY BLANK | INTENTIONALLY BLANK |
| LOCATION | RM 314 | RM 319 | | |
| COC / LINE # | 1415706 - 9 | 1415706 - 10 | | |
| SAMPLE TYPE & VOLUME | PRO-10 - 150.00L | AIR-O-CELL - 150.00L | | |
| SERIAL NUMBER | 212819T | 30979430 | | |
| COLLECTION DATE | Mar 20, 2021 | Mar 20, 2021 | | |
| ANALYSIS DATE | Mar 23, 2021 | Mar 23, 2021 | | |
| CONCLUSION | NOT ELEVATED | NOT ELEVATED | | |

| IDENTIFICATION | Raw Count | Spores per m ³ | Percent of Total | Raw Count | Spores per m ³ | Percent of Total | Raw Count | Spores per m ³ | Percent of Total | Raw Count | Spores per m ³ | Percent of Total |
|--------------------------------|-----------|---------------------------|------------------|-----------|---------------------------|------------------|-----------|---------------------------|------------------|-----------|---------------------------|------------------|
| Cladosporium | | | | 4 | 27 | 50 | | | | | | |
| Curvularia | | | | | | | | | | | | |
| Other Ascospores | | | | | | | | | | | | |
| Penicillium/Aspergillus | 8 | 53 | 100 | 4 | 27 | 50 | | | | | | |
| TOTAL SPORES | 8 | 53 | 100 | 8 | 54 | 100 | | | | | | |
| MINIMUM DETECTION LIMIT | 4 | 27 | | 4 | 27 | | | | | | | |
| BACKGROUND DEBRIS | Light | | | Light | | | | | | | | |
| Cellulose Fiber | | | | | | | | | | | | |
| OBSERVATIONS & COMMENTS | | | | | | | | | | | | |

Background debris qualitatively estimates the amount of particles that are not pollen or spores and directly affects the accuracy of the spore counts. The categories of Light, Moderate, Heavy and Too Heavy for Accurate Count, are used to indicate the amount of deposited debris. Light (None to up to 25% obstruction); Medium (26% to up to 75% obstruction); Heavy (76% to up to 90% obstruction); Too Heavy (Greater than 90% obstruction). Increasing amounts of debris will obscure small spores and can prevent spores from impacting onto the slide. The actual number of spores present in the sample is likely higher than reported if the debris estimate is 'Heavy' or 'Too Heavy for Accurate Count'. All calculations are rounded to two significant figures and therefore, the total percentage of spore numbers may not equal 100%. The effect of the results relate only to the items tested. The methods used in this analysis have been validated and is fit for the intended use. R "version" indicated after the lab ID# indicates a sample with amended data.

* **Minimum Detection Limit.** Based on the volume of air sampled, this is the lowest number of spores that can be detected and is an estimate of the lowest concentration of spores that can be read in the sample. **NA** = Not Applicable.

Spores that were observed from the samples submitted are listed on this report. If a spore is not listed on this report it was not observed in the samples submitted.

Interpretation Guidelines: A determination is added to the report to help users interpret the mold analysis results. A mold report is only one aspect of an indoor air quality investigation. The most important aspect of mold growth in a living space is the availability of water. Without a source of water, mold generally will not become a problem in buildings. These determinations are in no way meant to imply any health outcomes or financial decisions based solely on this report. For questions relating to medical conditions you should consult an occupational or environmental health physician or professional.

CONTROL is a baseline sample showing what the spore count and diversity is at the time of sampling. The control sample(s) is usually collected outside of the structure being tested and used to determine if this sample(s) is similar in diversity and abundance to the inside sample(s).



ELEVATED means that the amount and/or diversity of spores, as compared to the control sample(s), and other samples in our database, are higher than expected. This can indicate that fungi have grown because of a water leak or water intrusion. Fungi that are considered to be indicators of water damage include, but are not limited to: *Chaetomium*, *Fusarium*, *Memnoniella*, *Stachybotrys*, *Scopulariopsis*, *Ulocladium*.

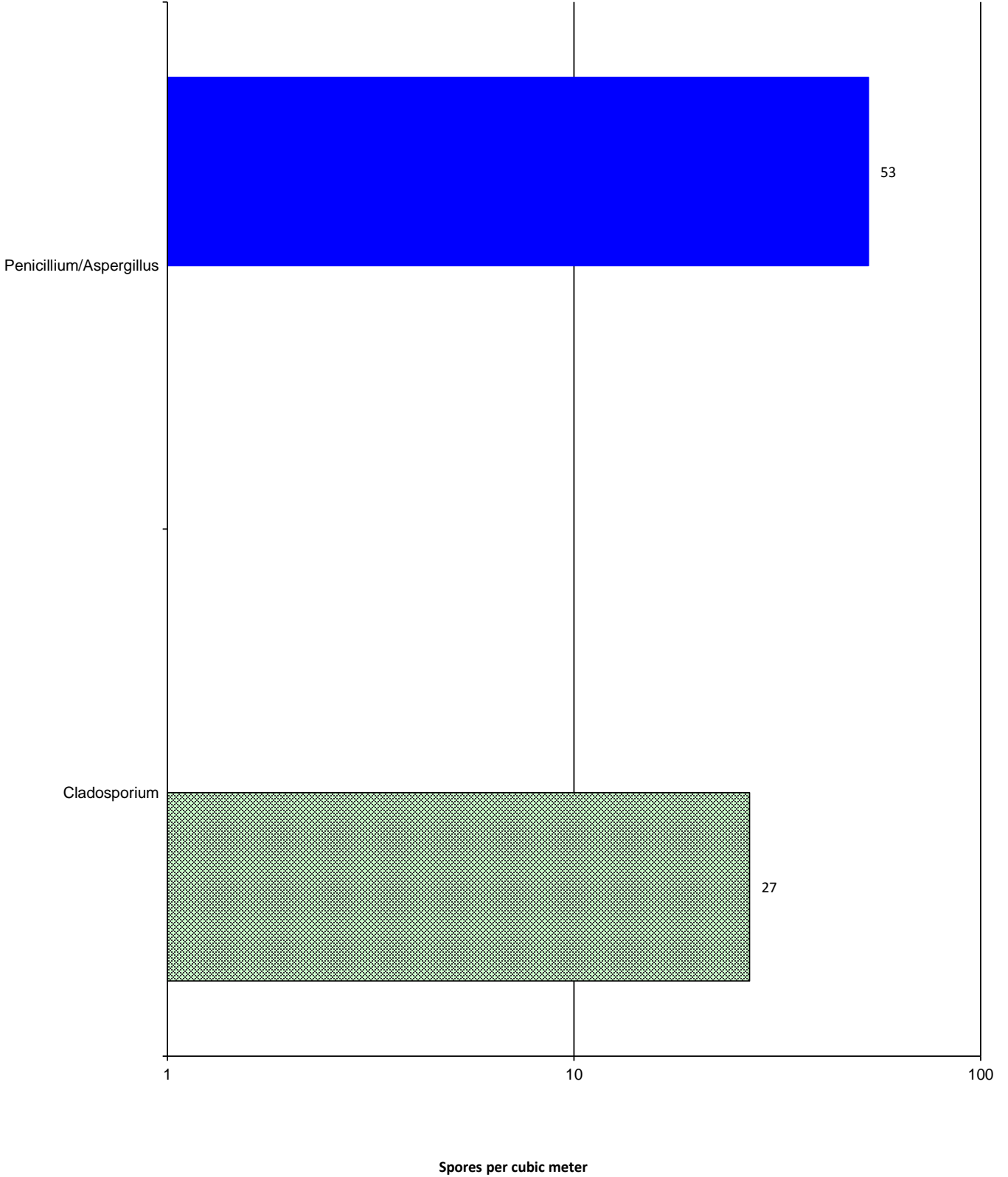
NOT ELEVATED means that the amount and/or the diversity of spores, as compared to the control sample and other samples in our database, are lower than expected and may indicate no problematic fungal growth. **UNUSUAL** means that the presence of current or former growth was observed in the analyzed sample. An abundance of spores are present, and/or growth structures including hyphae and/or fruiting bodies are present and associated with one or more of the types of mold/fungi identified in the analyzed sample.

NORMAL means that no presence of current or former growth was observed in the analyzed sample. If spores are recorded they are normally what is in the air and have settled on the surface(s) tested.



Chain of Custody # 1415706

 Library
 Ambient

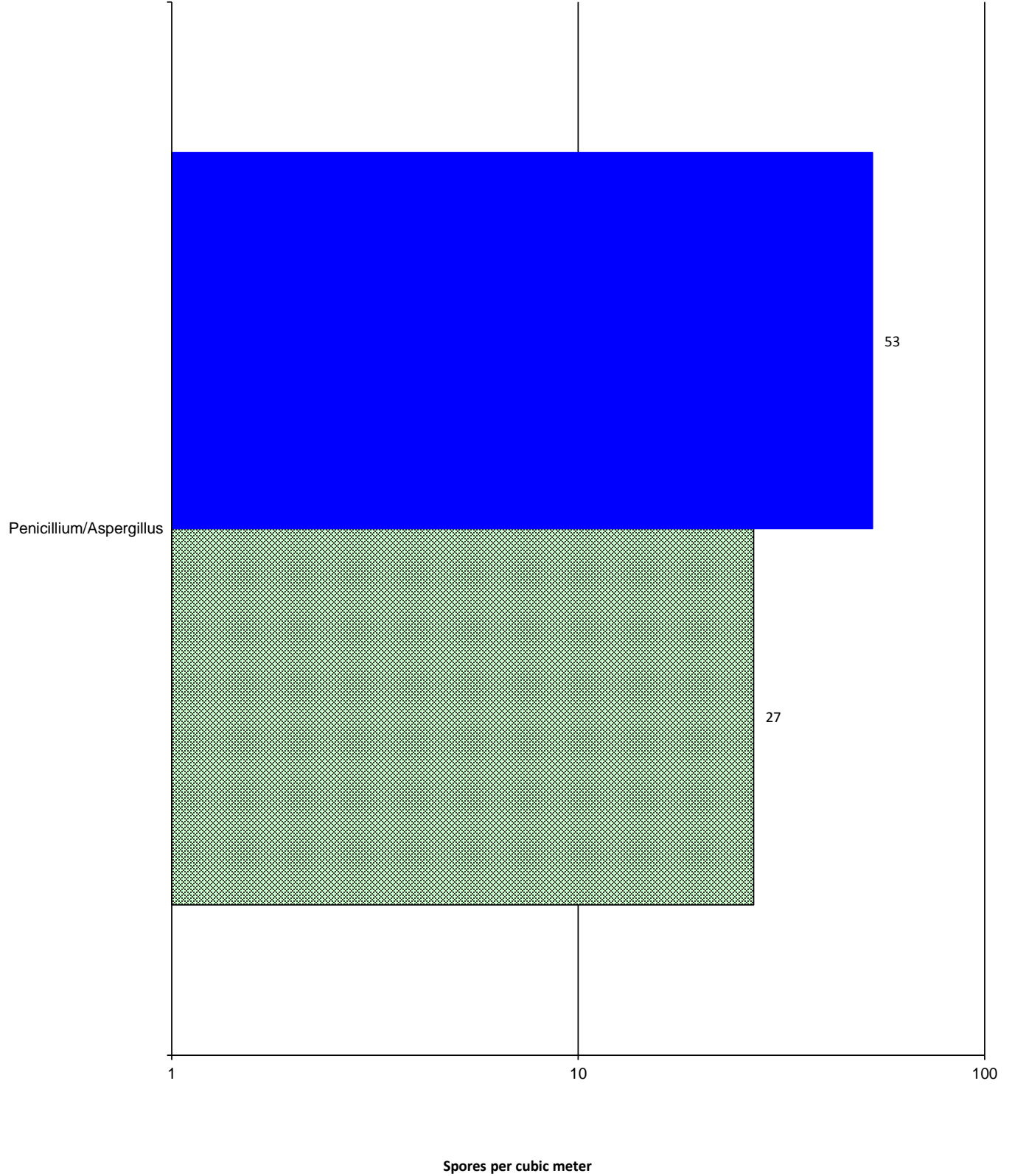




Chain of Custody # 1415706

 Gym

 Ambient

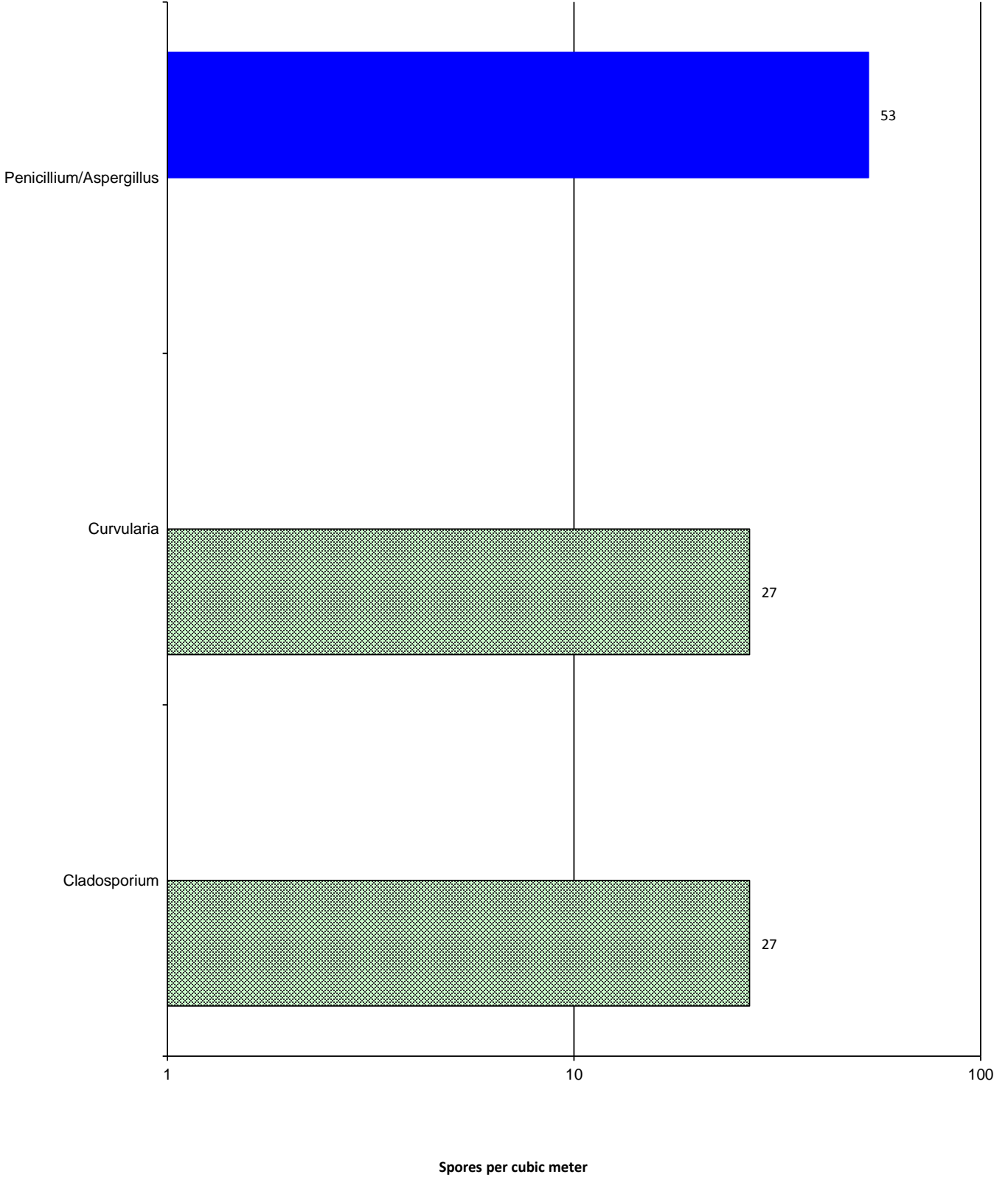




Chain of Custody # 1415706

 Rm 113

 Ambient

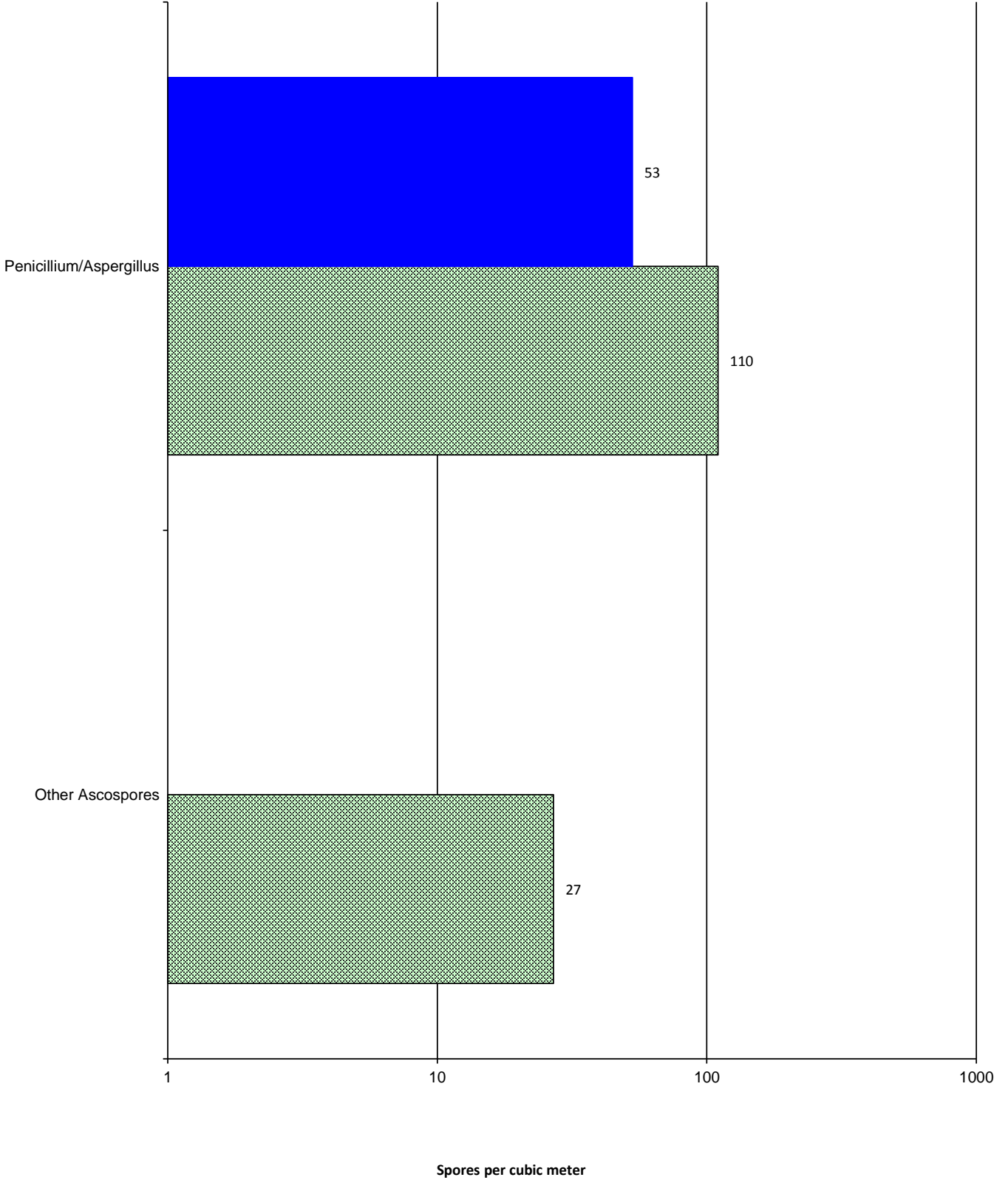




Chain of Custody # 1415706



 Rm 107

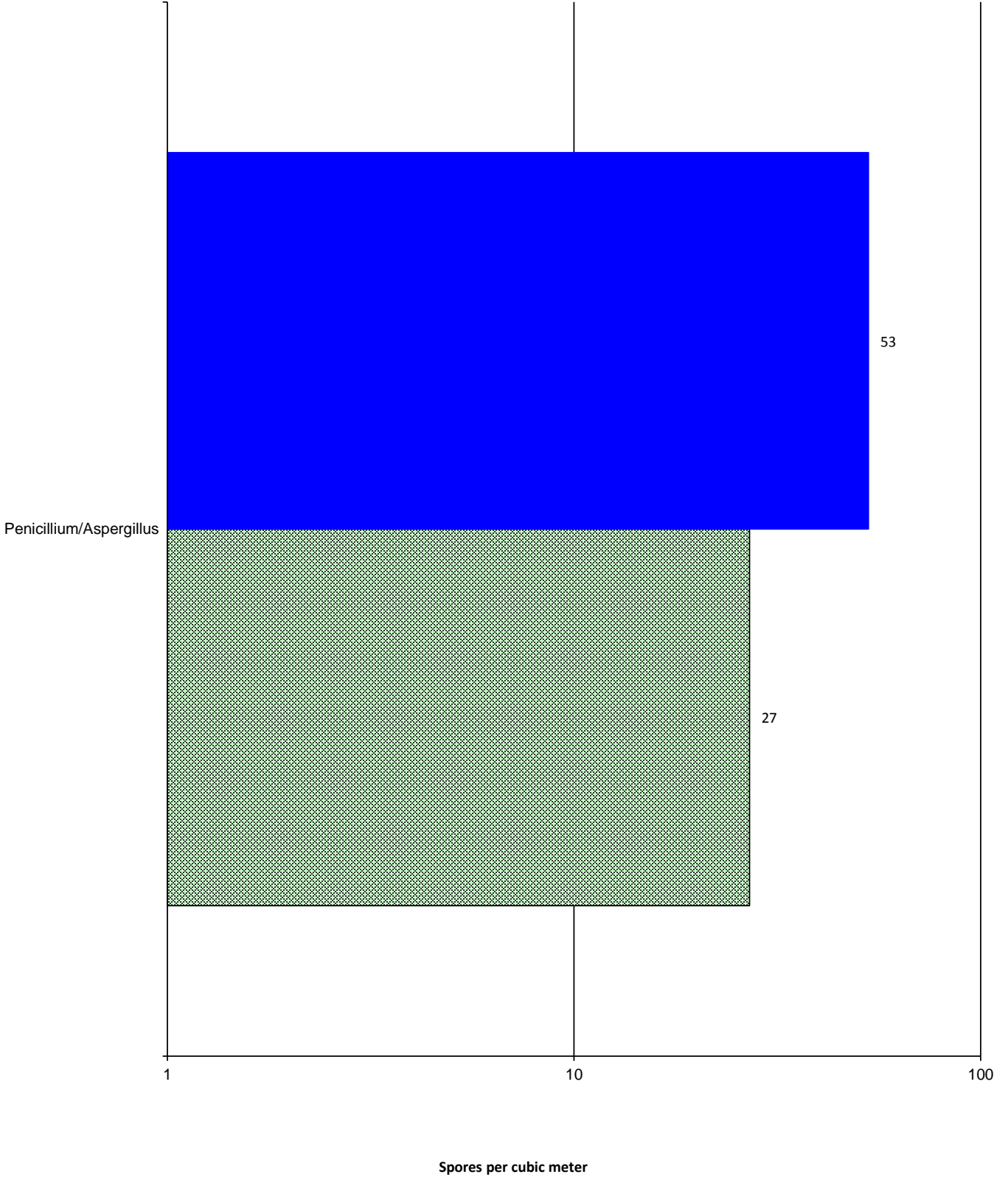
 Ambient







Chain of Custody # 1415706

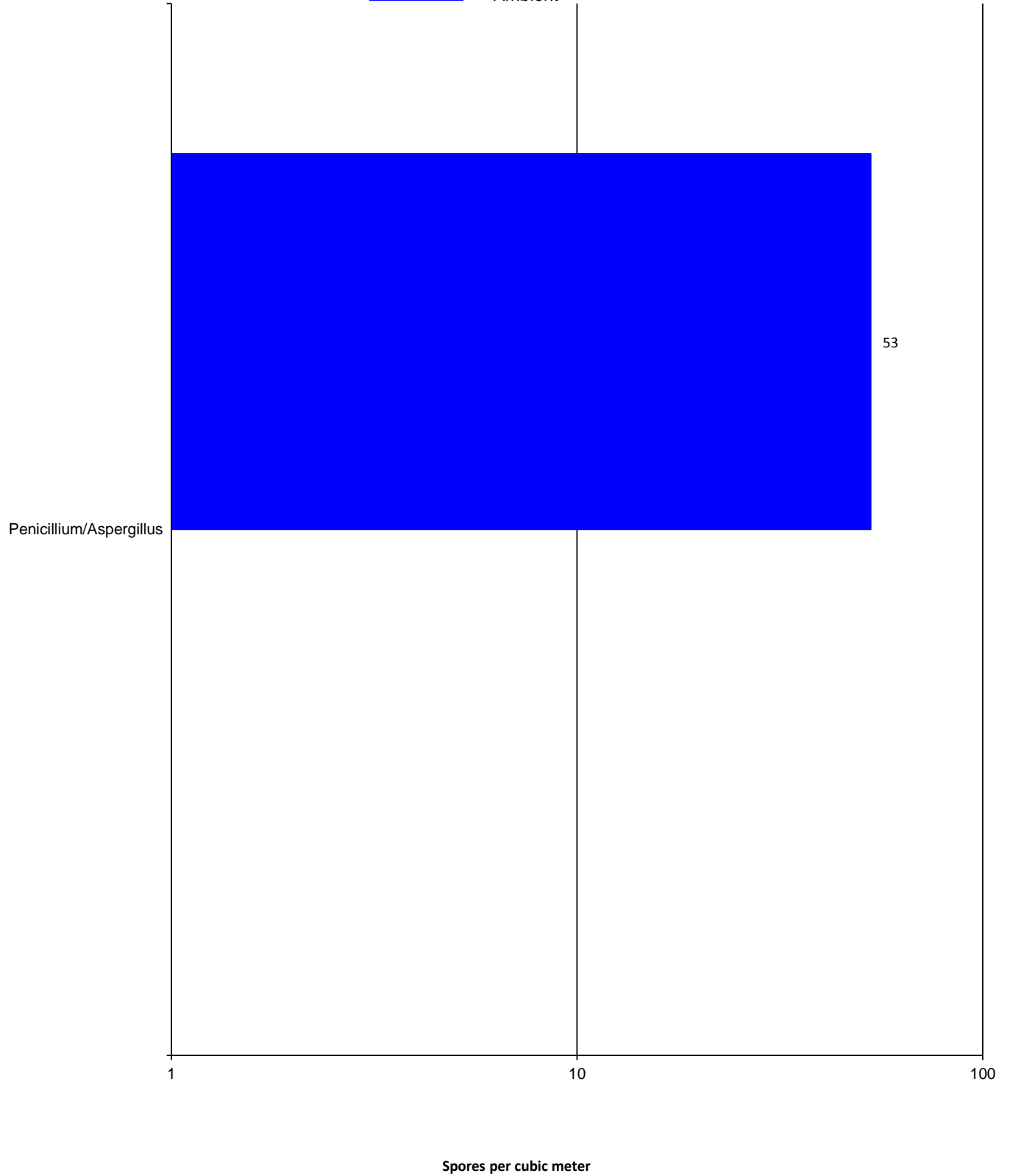
 Rm 120
 Ambient





Chain of Custody # 1415706

-  Rm 231
-  Ambient

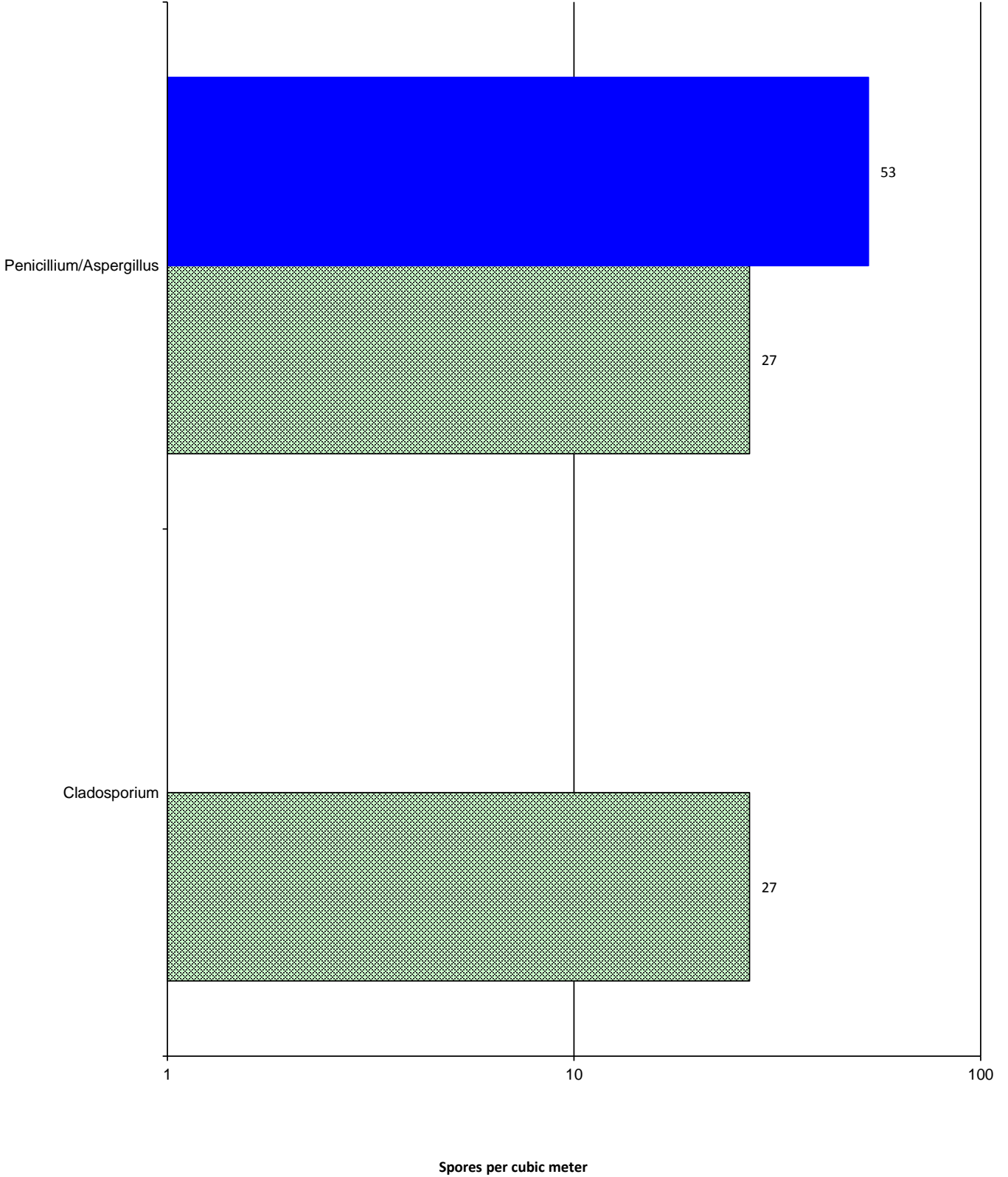




Chain of Custody # 1415706



 Rm 306

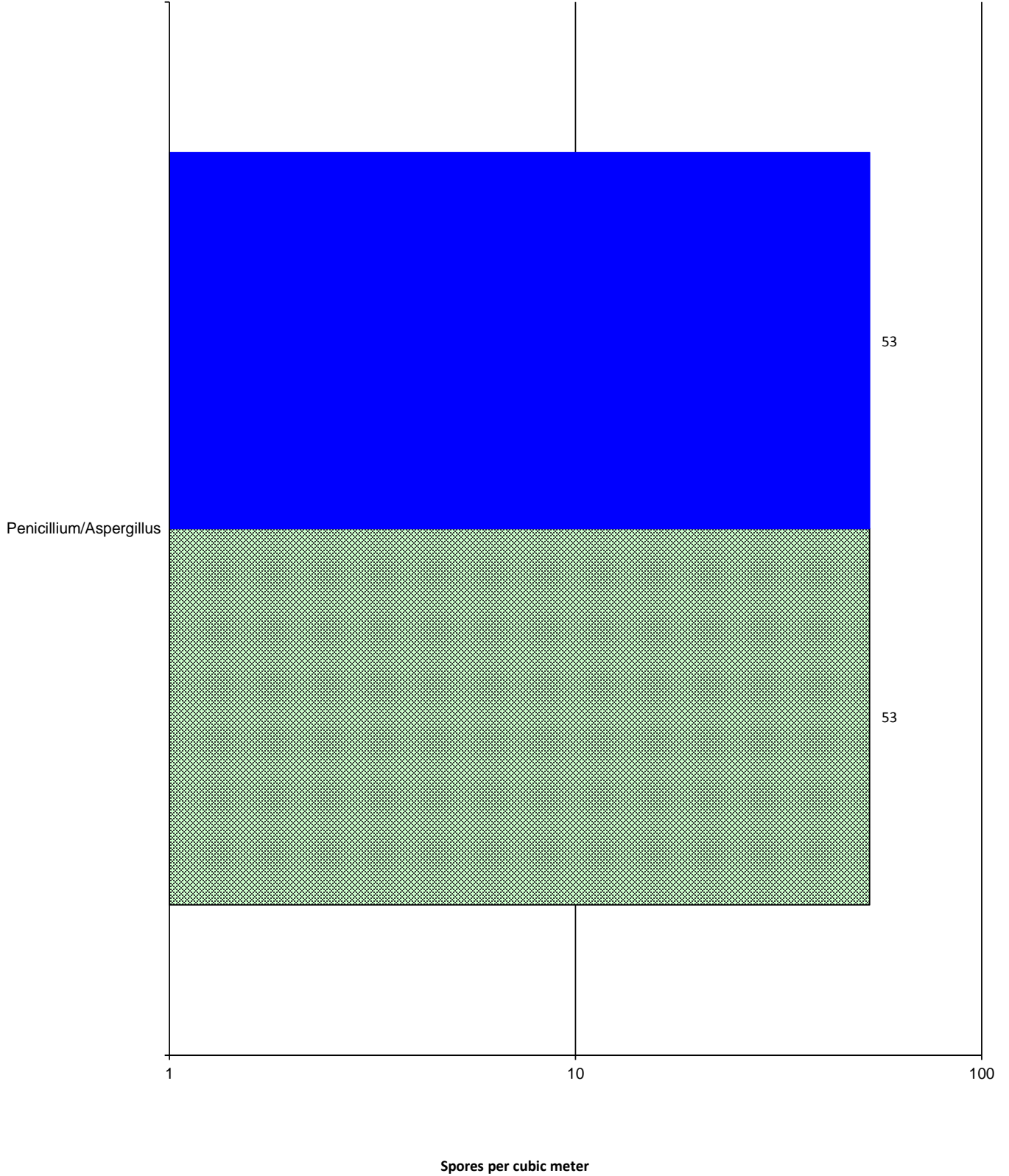
 Ambient





Chain of Custody # 1415706

-  Rm 314
-  Ambient

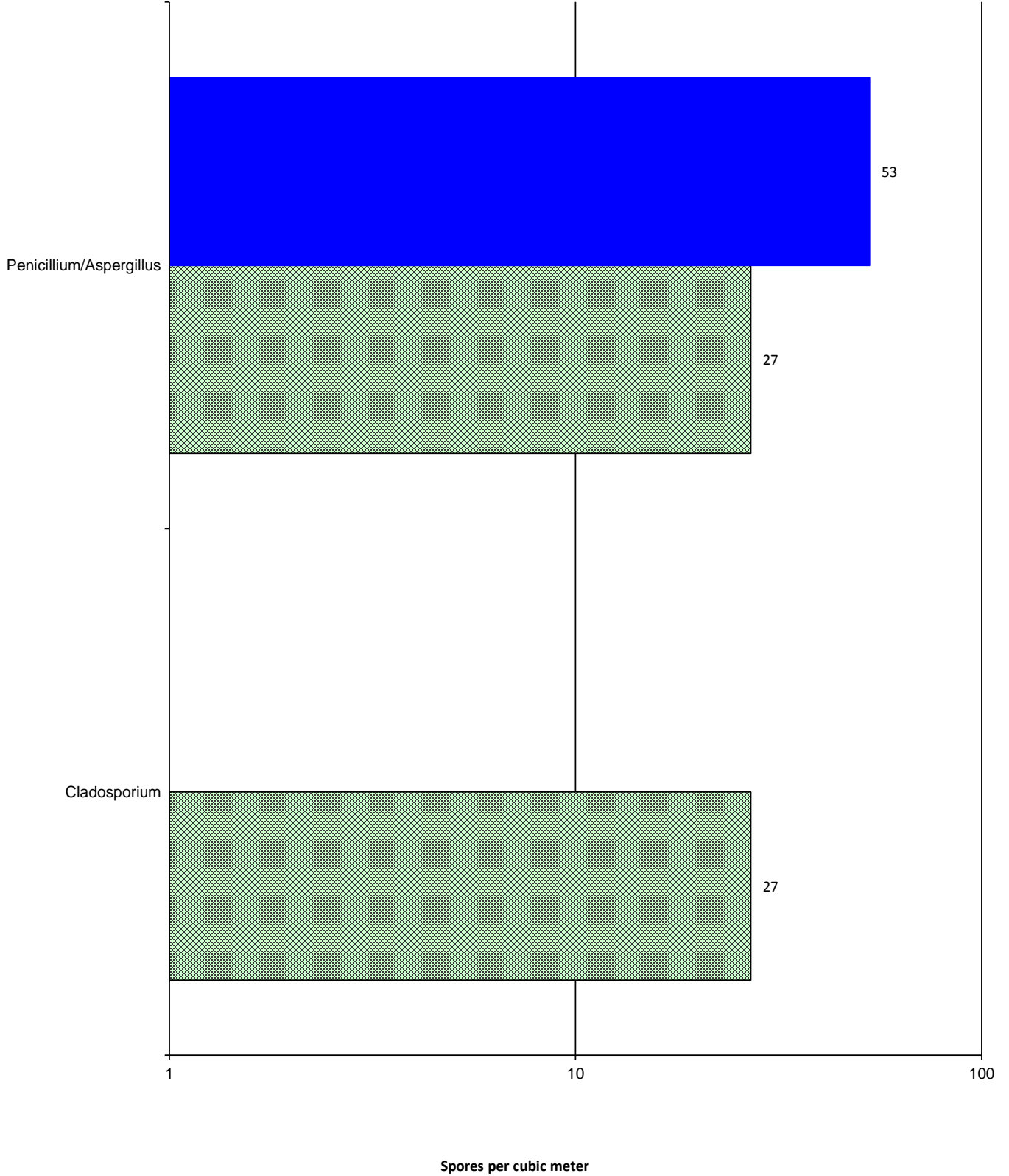




Chain of Custody # 1415706

 Rm 319

 Ambient



| Identification | Outdoor Habitat | Indoor Habitat | Possible Allergic Potential Not an opinion or interpretation | Comments |
|-------------------------|---|---|--|--|
| Cladosporium | The most common spore type reported in the air worldwide. Found on dead and dying plant litter, and soil. | Commonly found on wood and wallboard. Commonly grows on window sills, textiles and foods. | Type I (hay fever and asthma), Type III (hypersensitivity pneumonitis) allergies. | A very common and important allergen source both outdoors and indoors. |
| Curvularia | Commonly found everywhere on soil and plant debris. | Capable of growing on many cellulytic substrates like wallboard and wood. | Type I (hay fever and asthma) and common cause of allergenic sinusitis. | |
| Ascospores | Common everywhere. Constitutes a large part of the airspora outside. Can reach very high numbers in the air outside during the spring and summer. Can increase in numbers during and after rainfalls. | Very few of this group grow inside. The notable exception is Chaetomium, Ascotricha and Peziza. | Little known for most of this group of fungi. Dependent on the type (see Chaetomium and Ascotricha). | |
| Penicillium/Aspergillus | Common everywhere. Normally found in the air in small amounts in outdoor air. Grows on nearly everything. | Wetted wallboard, wood, food, leather, etc. Able to grow on many substrates indoors. | Type I (hay fever and asthma) allergies and Type III (hypersensitivity pneumonitis) allergies. | This is a combination group of Penicillium and Aspergillus and is used when only the spores are seen. The spores are so similar that they cannot be reliably separated into their respective genera. |