



COASTAL ENVIRONMENTAL
PO BOX 167
HAMMONTON, NJ 08330

Certificate of Mold Analysis

Prepared for: COASTAL ENVIRONMENTAL
Phone Number:
Fax Number:
Project Name: PVIL HIGH SCHOOL IAQ
Test Location:
, NJ
Report Number: 1415229
Received Date: March 22, 2021
Report Date: March 22, 2021

Diana Sauri, Laboratory Director or other approved signatory

Currently there are no Federal regulations for evaluating potential health effects of fungal contamination and remediation. This information is subject to change as more information regarding fungal contaminants becomes available. For more information visit <http://www.epa.gov/mold> or www.nyc.gov/html/doh/html/epi/mold.shtml. This document was designed to follow currently known industry guidelines for the interpretation of microbial sampling, analysis, and remediation. Since interpretation of mold analysis reports is a scientific work in progress, it may as such be changed at any time without notice. The client is solely responsible for the use or interpretation. PRO-LAB/SSPTM Inc. makes no express or implied warranties as to health of a property from only the samples sent to their laboratory for analysis. The Client is hereby notified that due to the subjective nature of fungal analysis and the mold growth process, laboratory samples can and do change over time relative to the originally sampled material. PRO-LAB/SSPTM Inc. reserves the right to properly dispose of all samples after the testing of such samples are sufficiently completed or after a 7 day period, whichever is greater.



For more information please contact PRO-LAB at (954) 384-4446 or email info@prolabinc.com

Prepared for : COASTAL ENVIRONMENTAL

Test Address : PVIL HIGH SCHOOL IAQ

, NJ

ANALYSIS METHOD	6110 Air Direct Examination	6110 Air Direct Examination	6110 Air Direct Examination	6110 Air Direct Examination
LOCATION	AMBIENT	RM A110	RM B105	RM B101
COC / LINE #	1415229 - 1	1415229 - 2	1415229 - 3	1415229 - 4
SAMPLE TYPE & VOLUME	PRO-10 - 75.00L	PRO-10 - 75.00L	PRO-10 - 75.00L	PRO-10 - 75.00L
SERIAL NUMBER	043765T	033804T	023862T	043768T
COLLECTION DATE	Mar 19, 2021	Mar 19, 2021	Mar 19, 2021	Mar 19, 2021
ANALYSIS DATE	Mar 22, 2021	Mar 22, 2021	Mar 22, 2021	Mar 22, 2021
CONCLUSION	CONTROL	NOT ELEVATED	NOT ELEVATED	NOT ELEVATED

IDENTIFICATION	Raw Count	Spores per m ³	Percent of Total	Raw Count	Spores per m ³	Percent of Total	Raw Count	Spores per m ³	Percent of Total	Raw Count	Spores per m ³	Percent of Total
Cladosporium												
Other Ascospores										4	53	50
Other Basidiospores												
Penicillium/Aspergillus	4	53	100				4	53	100	4	53	50

TOTAL SPORES	4	53	100				4	53	100	8	106	100
MINIMUM DETECTION LIMIT	4	53		4	53		4	53		4	53	

BACKGROUND DEBRIS	Light	Light	Light	Light
-------------------	-------	-------	-------	-------

Cellulose Fiber												
Plant Fragments							4	53				

OBSERVATIONS & COMMENTS	No Fungi Detected.			No fungi detected. Confirmed by second analyst.								
-------------------------	--------------------	--	--	---	--	--	--	--	--	--	--	--

Background debris qualitatively estimates the amount of particles that are not pollen or spores and directly affects the accuracy of the spore counts. The categories of Light, Moderate, Heavy and Too Heavy for Accurate Count, are used to indicate the amount of deposited debris. Light (None to up to 25% obstruction); Medium (26% to up to 75% obstruction); Heavy (76% to up to 90% obstruction); Too Heavy (Greater than 90% obstruction). Increasing amounts of debris will obscure small spores and can prevent spores from impacting onto the slide. The actual number of spores present in the sample is likely higher than reported if the debris estimate is 'Heavy' or 'Too Heavy for Accurate Count'. All calculations are rounded to two significant figures and therefore, the total percentage of spore numbers may not equal 100%. The effect of the results relate only to the items tested. The methods used in this analysis have been validated and is fit for the intended use. R "version" indicated after the lab ID# indicates a sample with amended data.

* **Minimum Detection Limit.** Based on the volume of air sampled, this is the lowest number of spores that can be detected and is an estimate of the lowest concentration of spores that can be read in the sample. **NA** = Not Applicable.

Spores that were observed from the samples submitted are listed on this report. If a spore is not listed on this report it was not observed in the samples submitted.

Interpretation Guidelines: A determination is added to the report to help users interpret the mold analysis results. A mold report is only one aspect of an indoor air quality investigation. The most important aspect of mold growth in a living space is the availability of water. Without a source of water, mold generally will not become a problem in buildings. These determinations are in no way meant to imply any health outcomes or financial decisions based solely on this report. For questions relating to medical conditions you should consult an occupational or environmental health physician or professional.

CONTROL is a baseline sample showing what the spore count and diversity is at the time of sampling. The control sample(s) is usually collected outside of the structure being tested and used to determine if this sample(s) is similar in diversity and abundance to the inside sample(s).

ELEVATED means that the amount and/or diversity of spores, as compared to the control sample(s), and other samples in our database, are higher than expected. This can indicate that fungi have grown because of a water leak or water intrusion. Fungi that are considered to be indicators of water damage include, but are not limited to: *Chaetomium*, *Fusarium*, *Memnoniella*, *Stachybotrys*, *Scopulariopsis*, *Ulocladium*.

NOT ELEVATED means that the amount and/or the diversity of spores, as compared to the control sample and other samples in our database, are lower than expected and may indicate no problematic fungal growth. **UNUSUAL** means that the presence of current or former growth was observed in the analyzed sample. An abundance of spores are present, and/or growth structures including hyphae and/or fruiting bodies are present and associated with one or more of the types of mold/fungi identified in the analyzed sample.

NORMAL means that no presence of current or former growth was observed in the analyzed sample. If spores are recorded they are normally what is in the air and have settled on the surface(s) tested.

Prepared for : COASTAL ENVIRONMENTAL

Test Address : PVIL HIGH SCHOOL IAQ

, NJ

ANALYSIS METHOD	6110 Air Direct Examination	6110 Air Direct Examination	6110 Air Direct Examination	6110 Air Direct Examination
LOCATION	RM B109	RM B013	RM C109	RM F109
COC / LINE #	1415229 - 5	1415229 - 6	1415229 - 7	1415229 - 8
SAMPLE TYPE & VOLUME	PRO-10 - 75.00L	PRO-10 - 75.00L	PRO-10 - 75.00L	PRO-10 - 75.00L
SERIAL NUMBER	043761T	023864T	023853T	043753T
COLLECTION DATE	Mar 19, 2021	Mar 19, 2021	Mar 19, 2021	Mar 19, 2021
ANALYSIS DATE	Mar 22, 2021	Mar 22, 2021	Mar 22, 2021	Mar 22, 2021
CONCLUSION	NOT ELEVATED	NOT ELEVATED	NOT ELEVATED	NOT ELEVATED

IDENTIFICATION	Raw Count	Spores per m ³	Percent of Total	Raw Count	Spores per m ³	Percent of Total	Raw Count	Spores per m ³	Percent of Total	Raw Count	Spores per m ³	Percent of Total
Cladosporium							4	53	50			
Other Ascospores										4	53	100
Other Basidiospores				4	53	25						
Penicillium/Aspergillus	4	53	100	12	160	75	4	53	50			

TOTAL SPORES	4	53	100	16	213	100	8	106	100	4	53	100
MINIMUM DETECTION LIMIT	4	53		4	53		4	53		4	53	

BACKGROUND DEBRIS	Light			Light			Light			Light		
-------------------	-------	--	--	-------	--	--	-------	--	--	-------	--	--

Cellulose Fiber							4	53				
Plant Fragments												

OBSERVATIONS & COMMENTS												
-------------------------	--	--	--	--	--	--	--	--	--	--	--	--

Background debris qualitatively estimates the amount of particles that are not pollen or spores and directly affects the accuracy of the spore counts. The categories of Light, Moderate, Heavy and Too Heavy for Accurate Count, are used to indicate the amount of deposited debris. Light (None to up to 25% obstruction); Medium (26% to up to 75% obstruction); Heavy (76% to up to 90% obstruction); Too Heavy (Greater than 90% obstruction). Increasing amounts of debris will obscure small spores and can prevent spores from impacting onto the slide. The actual number of spores present in the sample is likely higher than reported if the debris estimate is 'Heavy' or 'Too Heavy for Accurate Count'. All calculations are rounded to two significant figures and therefore, the total percentage of spore numbers may not equal 100%. The effect of the results relate only to the items tested. The methods used in this analysis have been validated and is fit for the intended use. R "version" indicated after the lab ID# indicates a sample with amended data.

* **Minimum Detection Limit.** Based on the volume of air sampled, this is the lowest number of spores that can be detected and is an estimate of the lowest concentration of spores that can be read in the sample. **NA** = Not Applicable.

Spores that were observed from the samples submitted are listed on this report. If a spore is not listed on this report it was not observed in the samples submitted.

Interpretation Guidelines: A determination is added to the report to help users interpret the mold analysis results. A mold report is only one aspect of an indoor air quality investigation. The most important aspect of mold growth in a living space is the availability of water. Without a source of water, mold generally will not become a problem in buildings. These determinations are in no way meant to imply any health outcomes or financial decisions based solely on this report. For questions relating to medical conditions you should consult an occupational or environmental health physician or professional.

CONTROL is a baseline sample showing what the spore count and diversity is at the time of sampling. The control sample(s) is usually collected outside of the structure being tested and used to determine if this sample(s) is similar in diversity and abundance to the inside sample(s).

ELEVATED means that the amount and/or diversity of spores, as compared to the control sample(s), and other samples in our database, are higher than expected. This can indicate that fungi have grown because of a water leak or water intrusion. Fungi that are considered to be indicators of water damage include, but are not limited to: *Chaetomium*, *Fusarium*, *Memnoniella*, *Stachybotrys*, *Scopulariopsis*, *Ulocladium*.

NOT ELEVATED means that the amount and/or the diversity of spores, as compared to the control sample and other samples in our database, are lower than expected and may indicate no problematic fungal growth.

UNUSUAL means that the presence of current or former growth was observed in the analyzed sample. An abundance of spores are present, and/or growth structures including hyphae and/or fruiting bodies are present and associated with one or more of the types of mold/fungi identified in the analyzed sample.

NORMAL means that no presence of current or former growth was observed in the analyzed sample. If spores are recorded they are normally what is in the air and have settled on the surface(s) tested.

Prepared for : COASTAL ENVIRONMENTAL

Test Address : PVIL HIGH SCHOOL IAQ

, NJ

ANALYSIS METHOD	6110 Air Direct Examination	6110 Air Direct Examination	6110 Air Direct Examination	6110 Air Direct Examination
LOCATION	RM A204	RM A206	RM C205	CAFETERIA
COC / LINE #	1415229 - 9	1415229 - 10	1415229 - 11	1415229 - 12
SAMPLE TYPE & VOLUME	PRO-10 - 75.00L	PRO-10 - 75.00L	PRO-10 - 75.00L	PRO-10 - 75.00L
SERIAL NUMBER	043769T	043764T	033811T	013914T
COLLECTION DATE	Mar 19, 2021	Mar 19, 2021	Mar 19, 2021	Mar 19, 2021
ANALYSIS DATE	Mar 22, 2021	Mar 22, 2021	Mar 22, 2021	Mar 22, 2021
CONCLUSION	NOT ELEVATED	NOT ELEVATED	NOT ELEVATED	NOT ELEVATED

IDENTIFICATION	Raw Count	Spores per m ³	Percent of Total	Raw Count	Spores per m ³	Percent of Total	Raw Count	Spores per m ³	Percent of Total	Raw Count	Spores per m ³	Percent of Total
Cladosporium												
Other Ascospores	4	53	50									
Other Basidiospores										4	53	50
Penicillium/Aspergillus	4	53	50				4	53	100	4	53	50

TOTAL SPORES	8	106	100				4	53	100	8	106	100
MINIMUM DETECTION LIMIT	4	53		4	53		4	53		4	53	

BACKGROUND DEBRIS	Light	Light	Light	Light
-------------------	-------	-------	-------	-------

Cellulose Fiber												
Plant Fragments										4	53	

OBSERVATIONS & COMMENTS	<p>No Fungi Detected.</p> <p>No fungi detected. Confirmed by second analyst.</p>											
-------------------------	--	--	--	--	--	--	--	--	--	--	--	--

Background debris qualitatively estimates the amount of particles that are not pollen or spores and directly affects the accuracy of the spore counts. The categories of Light, Moderate, Heavy and Too Heavy for Accurate Count, are used to indicate the amount of deposited debris. Light (None to up to 25% obstruction); Medium (26% to up to 75% obstruction); Heavy (76% to up to 90% obstruction); Too Heavy (Greater than 90% obstruction). Increasing amounts of debris will obscure small spores and can prevent spores from impacting onto the slide. The actual number of spores present in the sample is likely higher than reported if the debris estimate is 'Heavy' or 'Too Heavy for Accurate Count'. All calculations are rounded to two significant figures and therefore, the total percentage of spore numbers may not equal 100%. The effect of the results relate only to the items tested. The methods used in this analysis have been validated and is fit for the intended use. R "version" indicated after the lab ID# indicates a sample with amended data.

* **Minimum Detection Limit.** Based on the volume of air sampled, this is the lowest number of spores that can be detected and is an estimate of the lowest concentration of spores that can be read in the sample. NA = Not Applicable.

Spores that were observed from the samples submitted are listed on this report. If a spore is not listed on this report it was not observed in the samples submitted.

Interpretation Guidelines: A determination is added to the report to help users interpret the mold analysis results. A mold report is only one aspect of an indoor air quality investigation. The most important aspect of mold growth in a living space is the availability of water. Without a source of water, mold generally will not become a problem in buildings. These determinations are in no way meant to imply any health outcomes or financial decisions based solely on this report. For questions relating to medical conditions you should consult an occupational or environmental health physician or professional.

CONTROL is a baseline sample showing what the spore count and diversity is at the time of sampling. The control sample(s) is usually collected outside of the structure being tested and used to determine if this sample(s) is similar in diversity and abundance to the inside sample(s).

ELEVATED means that the amount and/or diversity of spores, as compared to the control sample(s), and other samples in our database, are higher than expected. This can indicate that fungi have grown because of a water leak or water intrusion. Fungi that are considered to be indicators of water damage include, but are not limited to: *Chaetomium*, *Fusarium*, *Memnoniella*, *Stachybotrys*, *Scopulariopsis*, *Ulocladium*.

NOT ELEVATED means that the amount and/or the diversity of spores, as compared to the control sample and other samples in our database, are lower than expected and may indicate no problematic fungal growth. **UNUSUAL** means that the presence of current or former growth was observed in the analyzed sample. An abundance of spores are present, and/or growth structures including hyphae and/or fruiting bodies are present and associated with one or more of the types of mold/fungi identified in the analyzed sample.

NORMAL means that no presence of current or former growth was observed in the analyzed sample. If spores are recorded they are normally what is in the air and have settled on the surface(s) tested.

Prepared for : COASTAL ENVIRONMENTAL

Test Address : PVIL HIGH SCHOOL IAQ

, NJ

ANALYSIS METHOD	6110 Air Direct Examination	6110 Air Direct Examination	6110 Air Direct Examination	6110 Air Direct Examination
LOCATION	MENS DRESSING RM	AUDITORIUM	MAIN OFFICE	NURSE
COC / LINE #	1415229 - 13	1415229 - 14	1415229 - 15	1415229 - 16
SAMPLE TYPE & VOLUME	PRO-10 - 75.00L	PRO-10 - 75.00L	PRO-10 - 75.00L	PRO-10 - 75.00L
SERIAL NUMBER	013913T	033822T	043758T	023873T
COLLECTION DATE	Mar 19, 2021	Mar 19, 2021	Mar 19, 2021	Mar 19, 2021
ANALYSIS DATE	Mar 22, 2021	Mar 22, 2021	Mar 22, 2021	Mar 22, 2021
CONCLUSION	NOT ELEVATED	NOT ELEVATED	NOT ELEVATED	NOT ELEVATED

IDENTIFICATION	Raw Count	Spores per m ³	Percent of Total	Raw Count	Spores per m ³	Percent of Total	Raw Count	Spores per m ³	Percent of Total	Raw Count	Spores per m ³	Percent of Total
Cladosporium												
Other Ascospores												
Other Basidiospores												
Penicillium/Aspergillus				4	53	100	4	53	100			

TOTAL SPORES				4	53	100	4	53	100			
MINIMUM DETECTION LIMIT	4	53		4	53		4	53		4	53	

BACKGROUND DEBRIS	Light	Light	Light	Light
-------------------	-------	-------	-------	-------

Cellulose Fiber												
Plant Fragments												

OBSERVATIONS & COMMENTS	No Fungi Detected. No fungi detected. Confirmed by second analyst.						No Fungi Detected. No fungi detected. Confirmed by second analyst.					
-------------------------	---	--	--	--	--	--	---	--	--	--	--	--

Background debris qualitatively estimates the amount of particles that are not pollen or spores and directly affects the accuracy of the spore counts. The categories of Light, Moderate, Heavy and Too Heavy for Accurate Count, are used to indicate the amount of deposited debris. Light (None to up to 25% obstruction); Medium (26% to up to 75% obstruction); Heavy (76% to up to 90% obstruction); Too Heavy (Greater than 90% obstruction). Increasing amounts of debris will obscure small spores and can prevent spores from impacting onto the slide. The actual number of spores present in the sample is likely higher than reported if the debris estimate is 'Heavy' or 'Too Heavy for Accurate Count'. All calculations are rounded to two significant figures and therefore, the total percentage of spore numbers may not equal 100%. The effect of the results relate only to the items tested. The methods used in this analysis have been validated and is fit for the intended use. R "version" indicated after the lab ID# indicates a sample with amended data.

* **Minimum Detection Limit.** Based on the volume of air sampled, this is the lowest number of spores that can be detected and is an estimate of the lowest concentration of spores that can be read in the sample. **NA** = Not Applicable.

Spores that were observed from the samples submitted are listed on this report. If a spore is not listed on this report it was not observed in the samples submitted.

Interpretation Guidelines: A determination is added to the report to help users interpret the mold analysis results. A mold report is only one aspect of an indoor air quality investigation. The most important aspect of mold growth in a living space is the availability of water. Without a source of water, mold generally will not become a problem in buildings. These determinations are in no way meant to imply any health outcomes or financial decisions based solely on this report. For questions relating to medical conditions you should consult an occupational or environmental health physician or professional.

CONTROL is a baseline sample showing what the spore count and diversity is at the time of sampling. The control sample(s) is usually collected outside of the structure being tested and used to determine if this sample(s) is similar in diversity and abundance to the inside sample(s).

ELEVATED means that the amount and/or diversity of spores, as compared to the control sample(s), and other samples in our database, are higher than expected. This can indicate that fungi have grown because of a water leak or water intrusion. Fungi that are considered to be indicators of water damage include, but are not limited to: *Chaetomium*, *Fusarium*, *Memnoniella*, *Stachybotrys*, *Scopulariopsis*, *Ulocladium*.

NOT ELEVATED means that the amount and/or the diversity of spores, as compared to the control sample and other samples in our database, are lower than expected and may indicate no problematic fungal growth. **UNUSUAL** means that the presence of current or former growth was observed in the analyzed sample. An abundance of spores are present, and/or growth structures including hyphae and/or fruiting bodies are present and associated with one or more of the types of mold/fungi identified in the analyzed sample.

NORMAL means that no presence of current or former growth was observed in the analyzed sample. If spores are recorded they are normally what is in the air and have settled on the surface(s) tested.

Prepared for : COASTAL ENVIRONMENTAL

Test Address : PVIL HIGH SCHOOL IAQ

, NJ

ANALYSIS METHOD	6110 Air Direct Examination	6110 Air Direct Examination	6110 Air Direct Examination	6110 Air Direct Examination
LOCATION	STUDENT SVCS	CHILD CARE	J ROTC CONF RM	FACILITY
COC / LINE #	1415229 - 17	1415229 - 18	1415229 - 19	1415229 - 20
SAMPLE TYPE & VOLUME	PRO-10 - 75.00L	PRO-10 - 75.00L	PRO-10 - 75.00L	PRO-10 - 75.00L
SERIAL NUMBER	043756T	013911T	023856T	043771T
COLLECTION DATE	Mar 19, 2021	Mar 19, 2021	Mar 19, 2021	Mar 19, 2021
ANALYSIS DATE	Mar 22, 2021	Mar 22, 2021	Mar 22, 2021	Mar 22, 2021
CONCLUSION	NOT ELEVATED	NOT ELEVATED	NOT ELEVATED	NOT ELEVATED

IDENTIFICATION	Raw Count	Spores per m ³	Percent of Total	Raw Count	Spores per m ³	Percent of Total	Raw Count	Spores per m ³	Percent of Total	Raw Count	Spores per m ³	Percent of Total
Cladosporium							4	53	50			
Other Ascospores				4	53	33				4	53	50
Other Basidiospores												
Penicillium/Aspergillus	4	53	100	8	110	67	4	53	50	4	53	50
TOTAL SPORES	4	53	100	12	163	100	8	106	100	8	106	100
MINIMUM DETECTION LIMIT*	4	53		4	53		4	53		4	53	
BACKGROUND DEBRIS	Light			Light			Light			Light		
Cellulose Fiber										4	53	
Plant Fragments				4	53							
OBSERVATIONS & COMMENTS												

Background debris qualitatively estimates the amount of particles that are not pollen or spores and directly affects the accuracy of the spore counts. The categories of Light, Moderate, Heavy and Too Heavy for Accurate Count, are used to indicate the amount of deposited debris. Light (None to up to 25% obstruction); Medium (26% to up to 75% obstruction); Heavy (76% to up to 90% obstruction); Too Heavy (Greater than 90% obstruction). Increasing amounts of debris will obscure small spores and can prevent spores from impacting onto the slide. The actual number of spores present in the sample is likely higher than reported if the debris estimate is 'Heavy' or 'Too Heavy for Accurate Count'. All calculations are rounded to two significant figures and therefore, the total percentage of spore numbers may not equal 100%. The effect of the results relate only to the items tested. The methods used in this analysis have been validated and is fit for the intended use. R "version" indicated after the lab ID# indicates a sample with amended data.

* **Minimum Detection Limit.** Based on the volume of air sampled, this is the lowest number of spores that can be detected and is an estimate of the lowest concentration of spores that can be read in the sample. NA = Not Applicable.

Spores that were observed from the samples submitted are listed on this report. If a spore is not listed on this report it was not observed in the samples submitted.

Interpretation Guidelines: A determination is added to the report to help users interpret the mold analysis results. A mold report is only one aspect of an indoor air quality investigation. The most important aspect of mold growth in a living space is the availability of water. Without a source of water, mold generally will not become a problem in buildings. These determinations are in no way meant to imply any health outcomes or financial decisions based solely on this report. For questions relating to medical conditions you should consult an occupational or environmental health physician or professional.

CONTROL is a baseline sample showing what the spore count and diversity is at the time of sampling. The control sample(s) is usually collected outside of the structure being tested and used to determine if this sample(s) is similar in diversity and abundance to the inside sample(s).

ELEVATED means that the amount and/or diversity of spores, as compared to the control sample(s), and other samples in our database, are higher than expected. This can indicate that fungi have grown because of a water leak or water intrusion. Fungi that are considered to be indicators of water damage include, but are not limited to: *Chaetomium*, *Fusarium*, *Memnoniella*, *Stachybotrys*, *Scopulariopsis*, *Ulocladium*.

NOT ELEVATED means that the amount and/or the diversity of spores, as compared to the control sample and other samples in our database, are lower than expected and may indicate no problematic fungal growth. **UNUSUAL** means that the presence of current or former growth was observed in the analyzed sample. An abundance of spores are present, and/or growth structures including hyphae and/or fruiting bodies are present and associated with one or more of the types of mold/fungi identified in the analyzed sample.

NORMAL means that no presence of current or former growth was observed in the analyzed sample. If spores are recorded they are normally what is in the air and have settled on the surface(s) tested.

Prepared for : COASTAL ENVIRONMENTAL

Test Address : PVIL HIGH SCHOOL IAQ

, NJ

ANALYSIS METHOD	6110 Air Direct Examination	INTENTIONALLY BLANK	INTENTIONALLY BLANK	INTENTIONALLY BLANK
LOCATION	AMBIENT			
COC / LINE #	1415225 - 1			
SAMPLE TYPE & VOLUME	PRO-10 - 150.00L			
SERIAL NUMBER	013918T			
COLLECTION DATE	Mar 19, 2021			
ANALYSIS DATE	Mar 22, 2021			
CONCLUSION	CONTROL			

IDENTIFICATION	Raw Count	Spores per m ³	Percent of Total	Raw Count	Spores per m ³	Percent of Total	Raw Count	Spores per m ³	Percent of Total	Raw Count	Spores per m ³	Percent of Total
Cladosporium												
Other Ascospores												
Other Basidiospores												
Penicillium/Aspergillus	8	53	100									
TOTAL SPORES	8	53	100									
MINIMUM DETECTION LIMIT*	4	27										
BACKGROUND DEBRIS	Light											
Cellulose Fiber	4	27										
Plant Fragments												
OBSERVATIONS & COMMENTS												

Background debris qualitatively estimates the amount of particles that are not pollen or spores and directly affects the accuracy of the spore counts. The categories of Light, Moderate, Heavy and Too Heavy for Accurate Count, are used to indicate the amount of deposited debris. Light (None to up to 25% obstruction); Medium (26% to up to 75% obstruction); Heavy (76% to up to 90% obstruction); Too Heavy (Greater than 90% obstruction). Increasing amounts of debris will obscure small spores and can prevent spores from impacting onto the slide. The actual number of spores present in the sample is likely higher than reported if the debris estimate is 'Heavy' or 'Too Heavy for Accurate Count'. All calculations are rounded to two significant figures and therefore, the total percentage of spore numbers may not equal 100%. The effect of the results relate only to the items tested. The methods used in this analysis have been validated and is fit for the intended use. R "version" indicated after the lab ID# indicates a sample with amended data.

* **Minimum Detection Limit.** Based on the volume of air sampled, this is the lowest number of spores that can be detected and is an estimate of the lowest concentration of spores that can be read in the sample. NA = Not Applicable.

Spores that were observed from the samples submitted are listed on this report. If a spore is not listed on this report it was not observed in the samples submitted.

Interpretation Guidelines: A determination is added to the report to help users interpret the mold analysis results. A mold report is only one aspect of an indoor air quality investigation. The most important aspect of mold growth in a living space is the availability of water. Without a source of water, mold generally will not become a problem in buildings. These determinations are in no way meant to imply any health outcomes or financial decisions based solely on this report. For questions relating to medical conditions you should consult an occupational or environmental health physician or professional.

CONTROL is a baseline sample showing what the spore count and diversity is at the time of sampling. The control sample(s) is usually collected outside of the structure being tested and used to determine if this sample(s) is similar in diversity and abundance to the inside sample(s).

ELEVATED means that the amount and/or diversity of spores, as compared to the control sample(s), and other samples in our database, are higher than expected. This can indicate that fungi have grown because of a water leak or water intrusion. Fungi that are considered to be indicators of water damage include, but are not limited to: *Chaetomium*, *Fusarium*, *Memnoniella*, *Stachybotrys*, *Scopulariopsis*, *Ulocladium*.

NOT ELEVATED means that the amount and/or the diversity of spores, as compared to the control sample and other samples in our database, are lower than expected and may indicate no problematic fungal growth.

UNUSUAL means that the presence of current or former growth was observed in the analyzed sample. An abundance of spores are present, and/or growth structures including hyphae and/or fruiting bodies are present and associated with one or more of the types of mold/fungi identified in the analyzed sample.

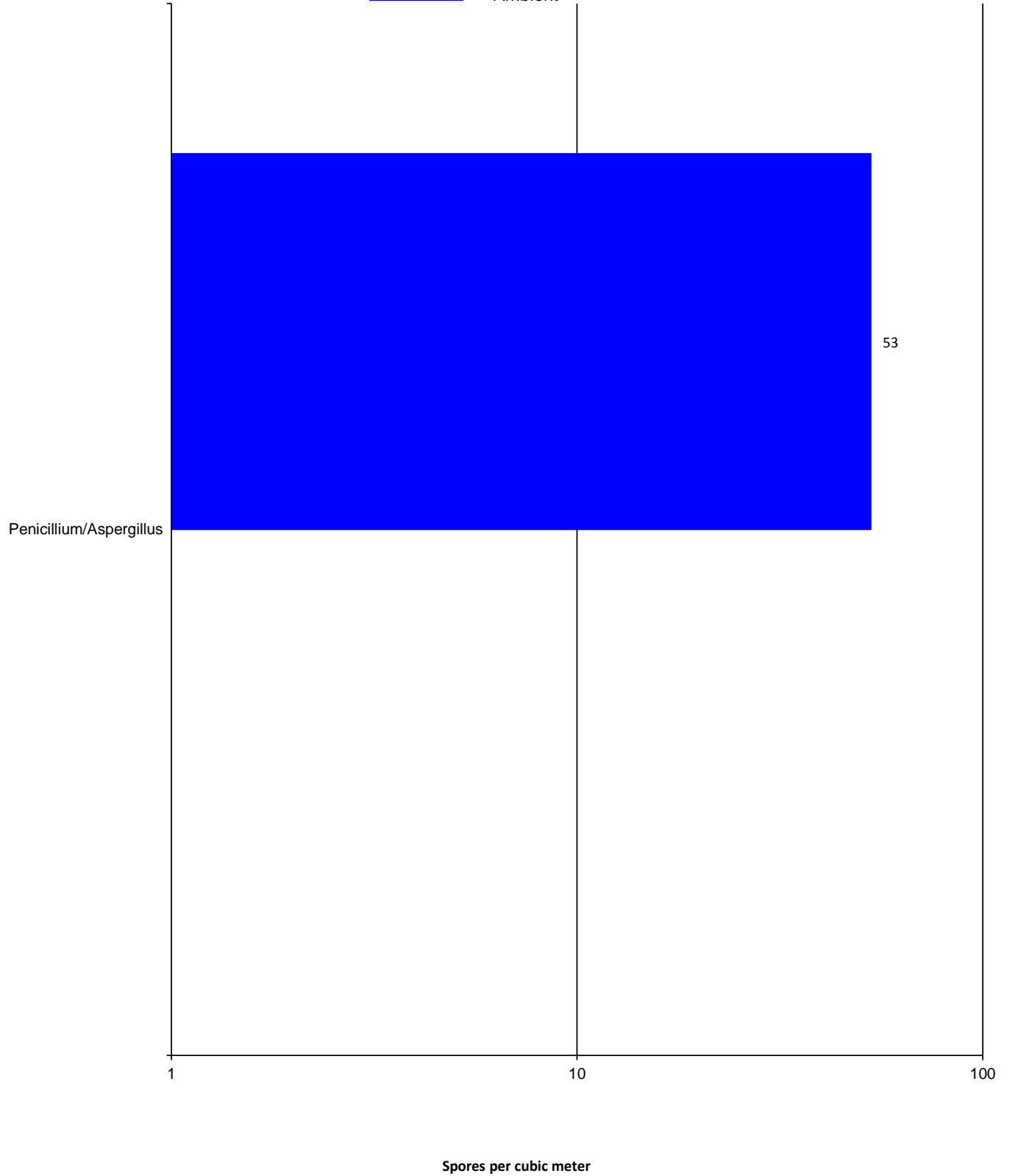
NORMAL means that no presence of current or former growth was observed in the analyzed sample. If spores are recorded they are normally what is in the air and have settled on the surface(s) tested.



Chain of Custody # 1415229

 Rm A110

 Ambient

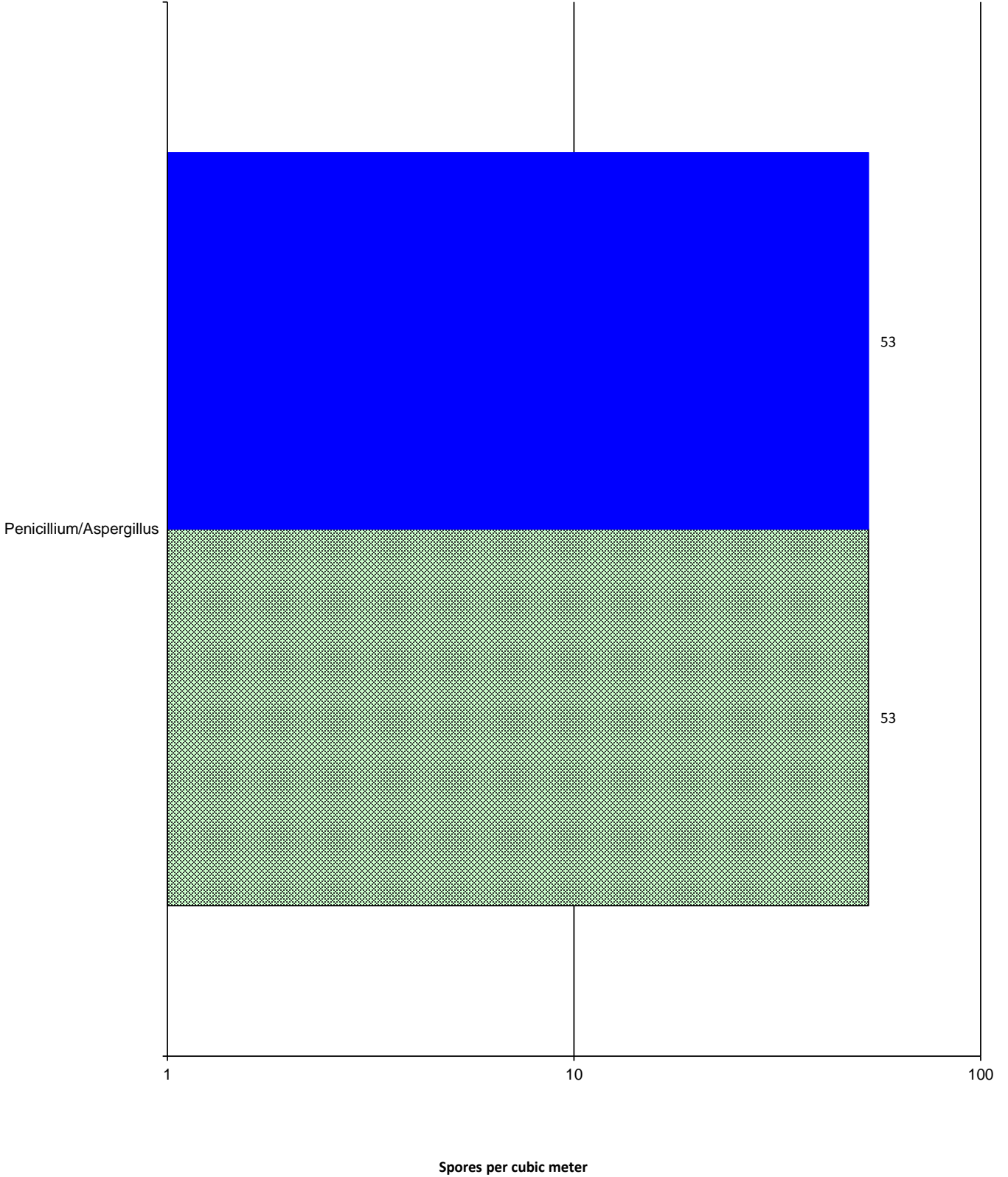




Chain of Custody # 1415229

 Rm B105

 Ambient

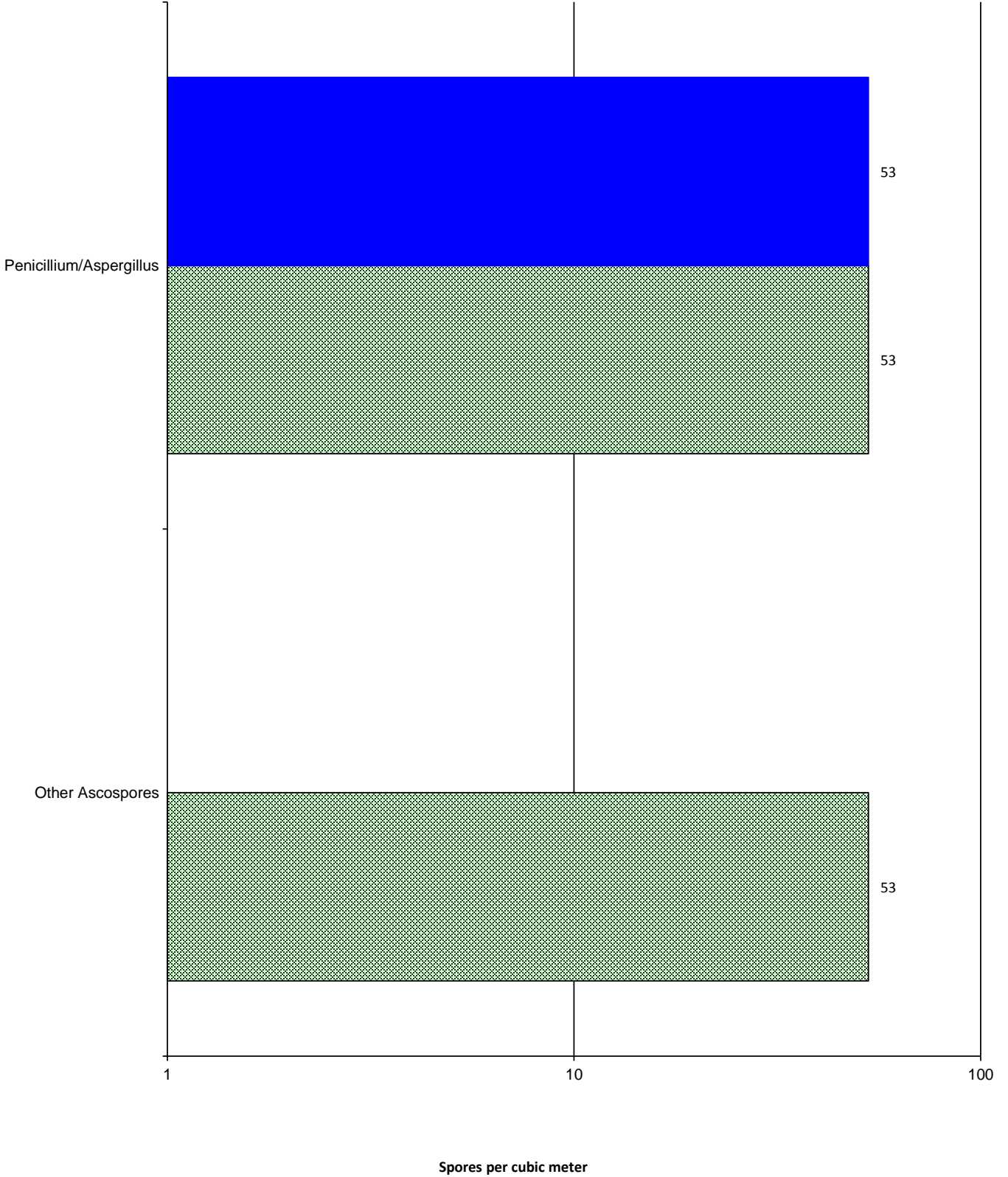




Chain of Custody # 1415229

 Rm B101

 Ambient

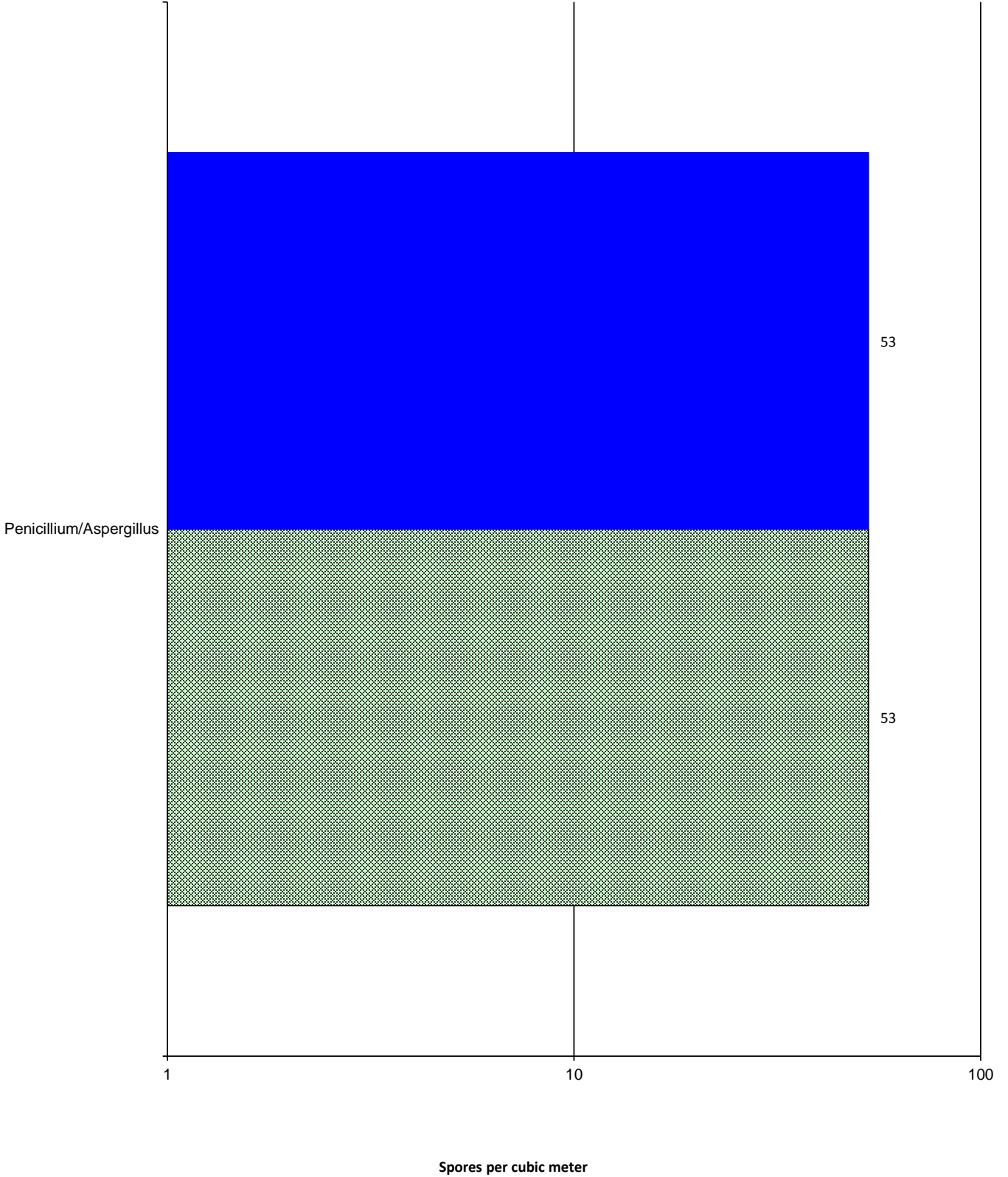




Chain of Custody # 1415229

 Rm B109

 Ambient

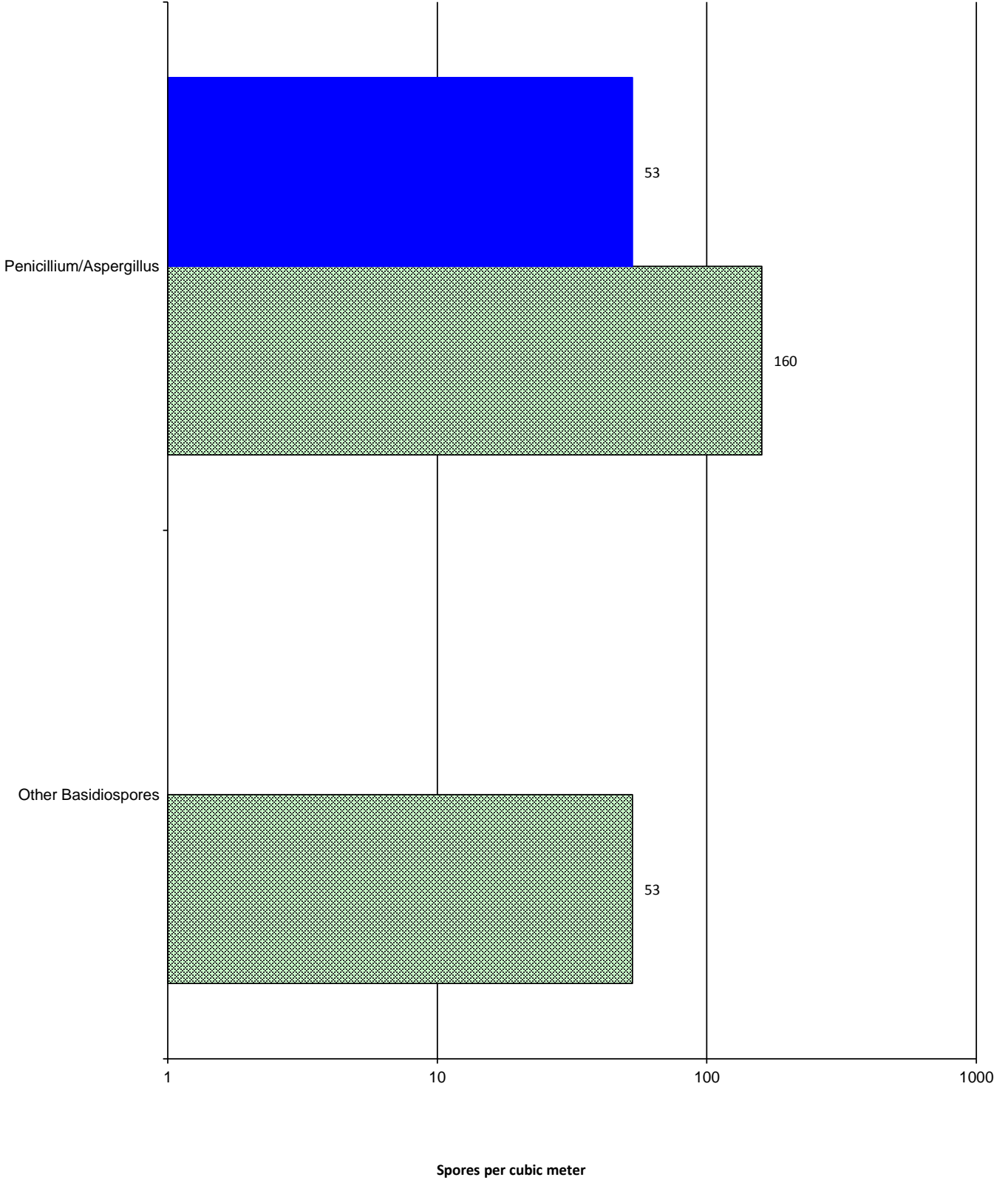




Chain of Custody # 1415229

 Rm B013

 Ambient

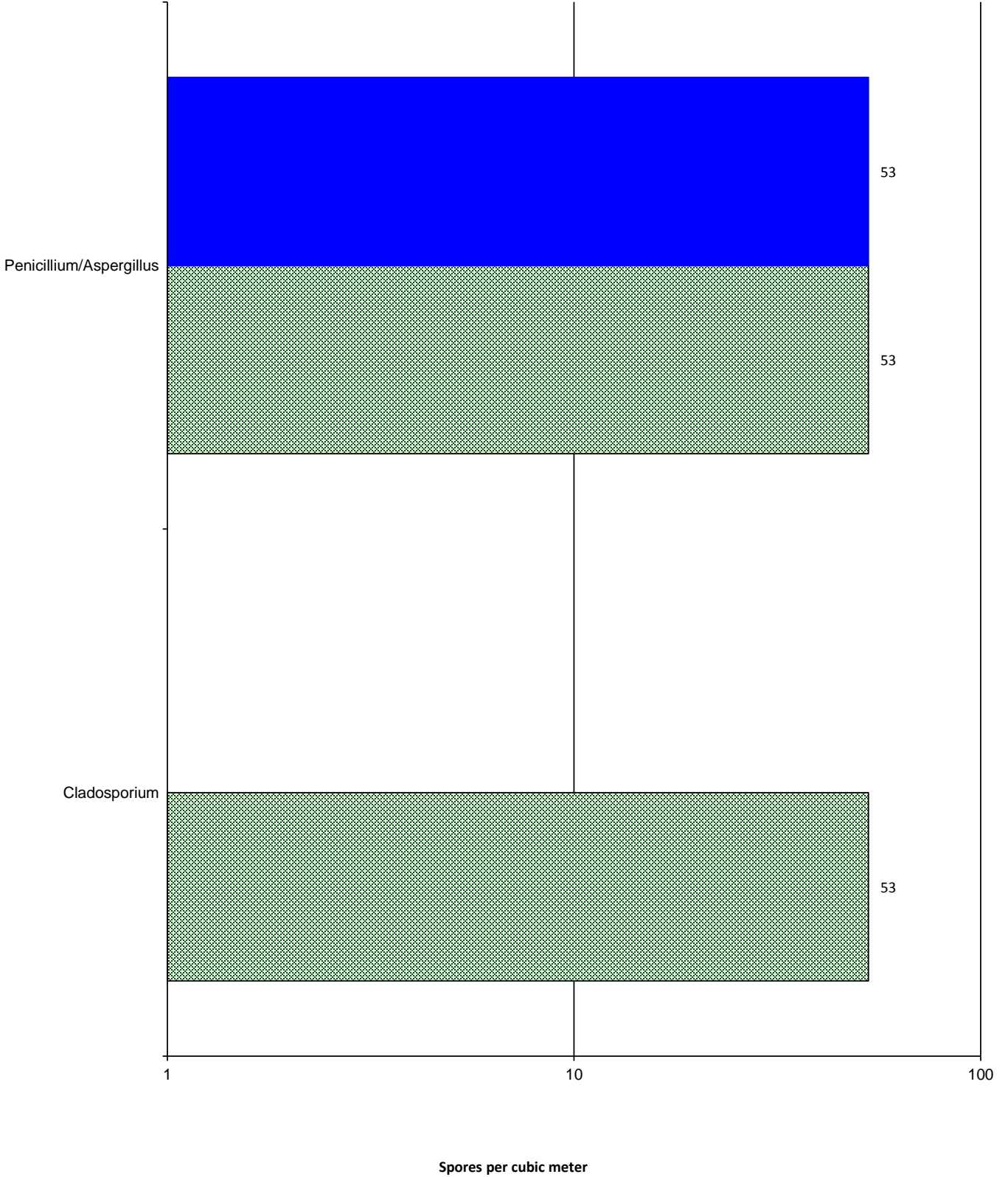




Chain of Custody # 1415229

 Rm C109

 Ambient

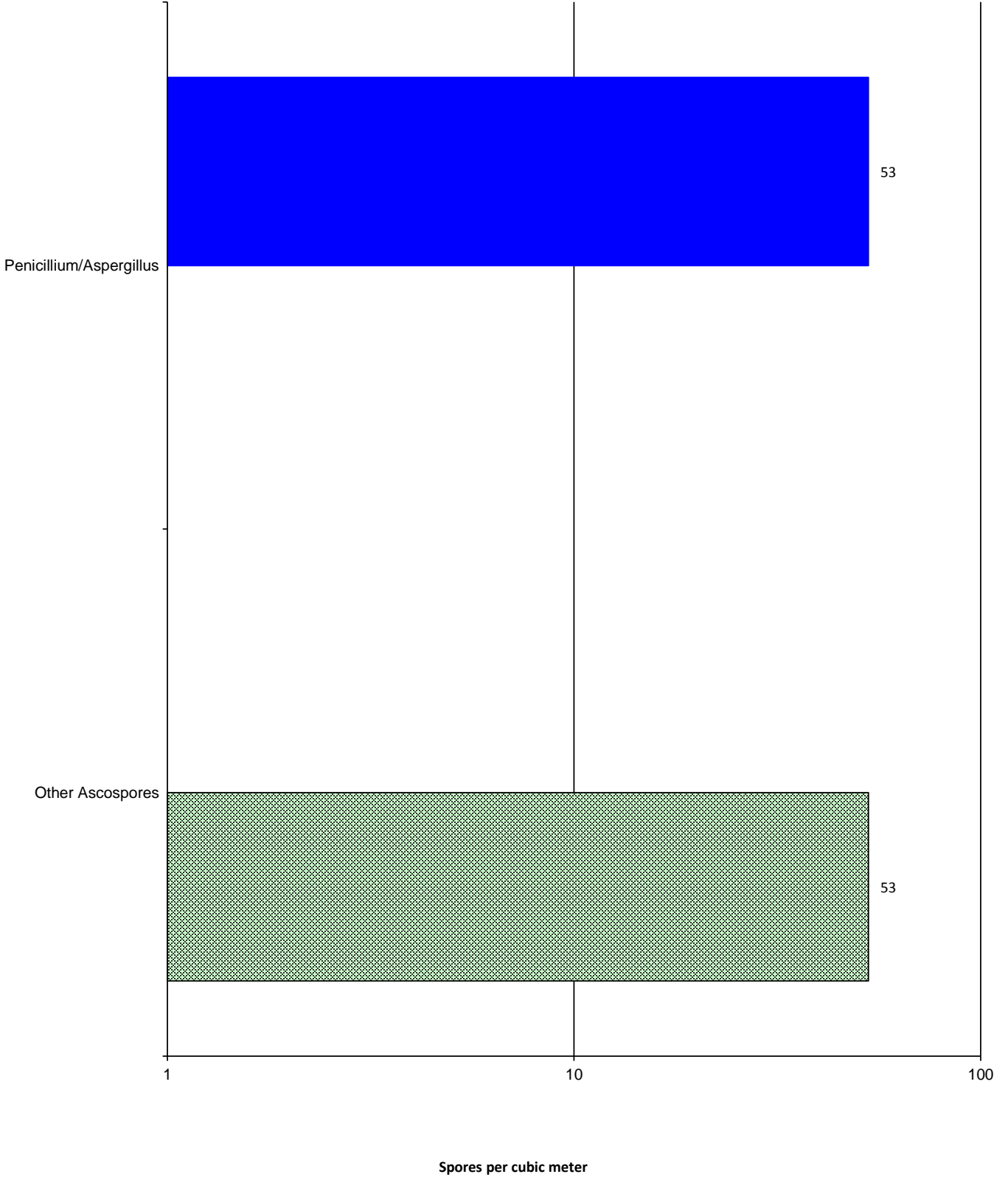




Chain of Custody # 1415229

 Rm F109

 Ambient

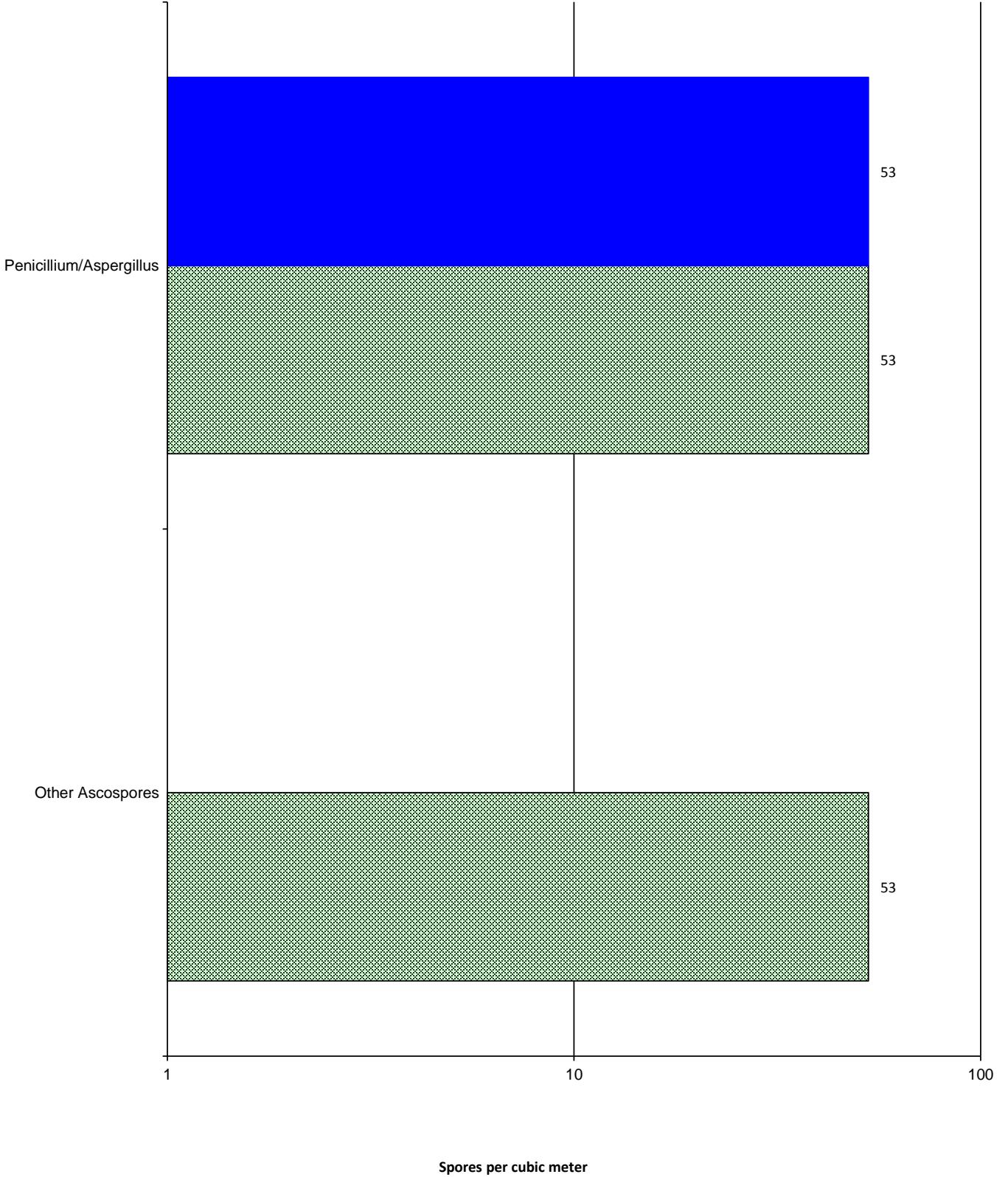




Chain of Custody # 1415229

 Rm A204

 Ambient

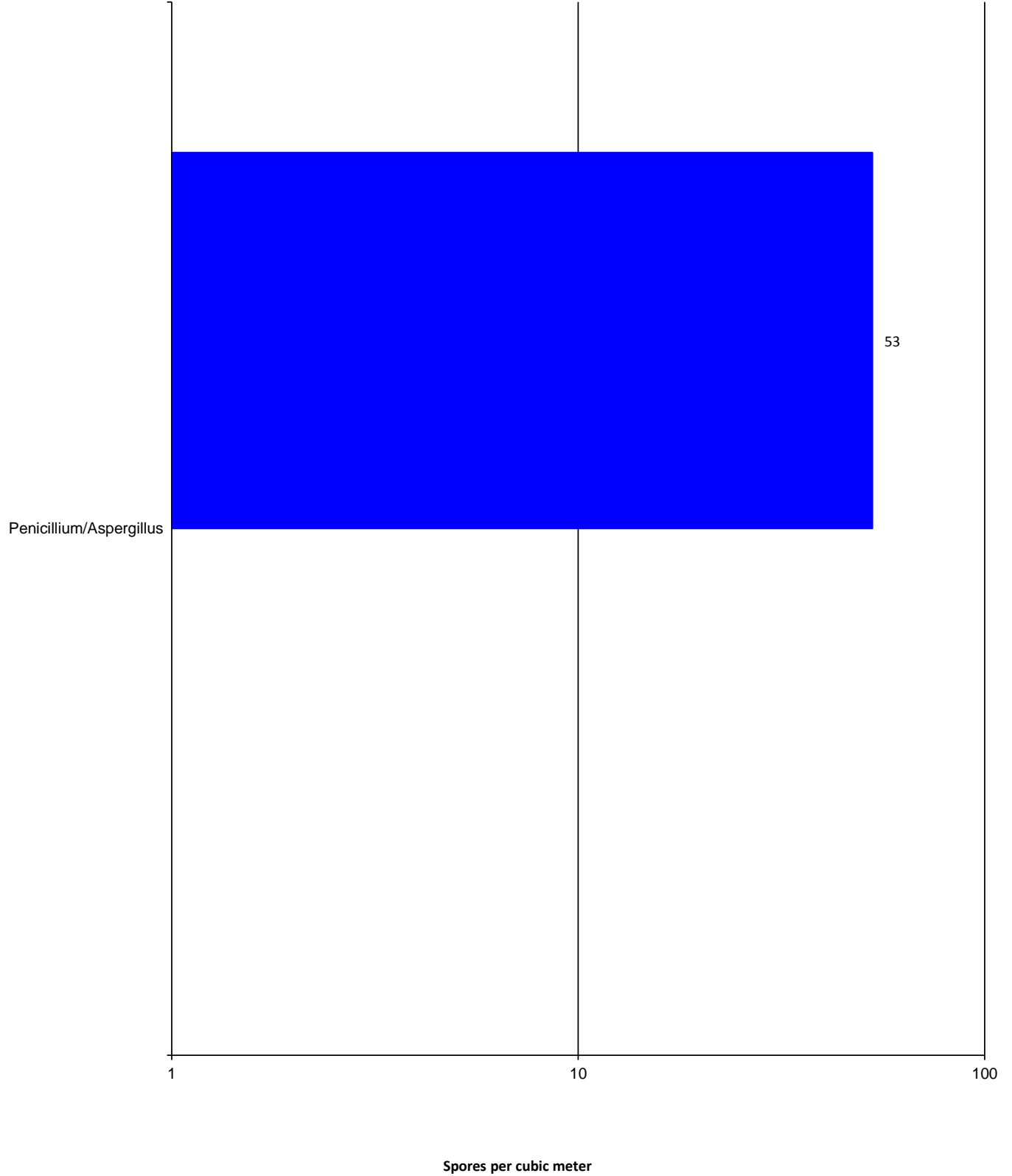




Chain of Custody # 1415229

 Rm A206

 Ambient

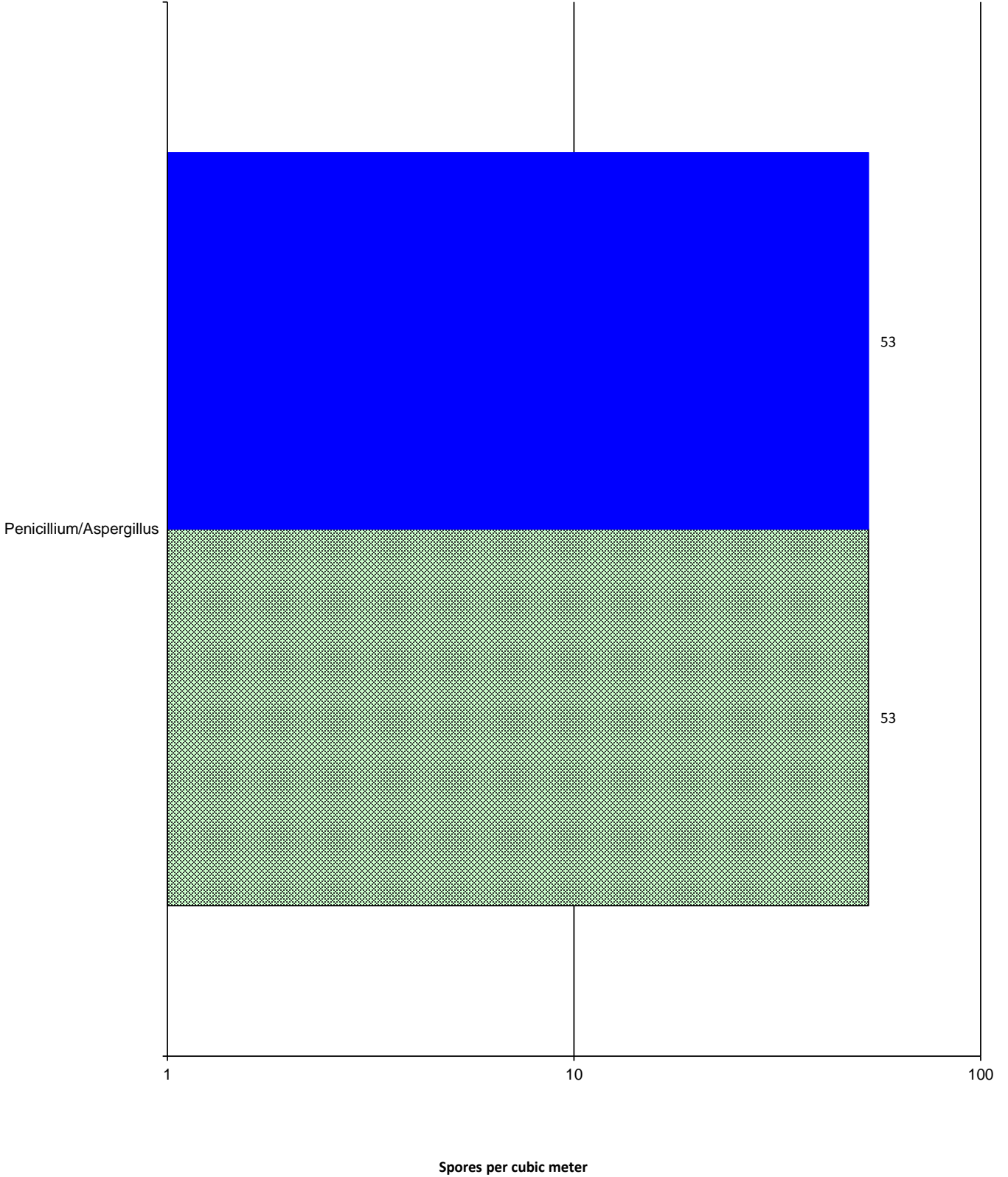




Chain of Custody # 1415229



 Rm C205

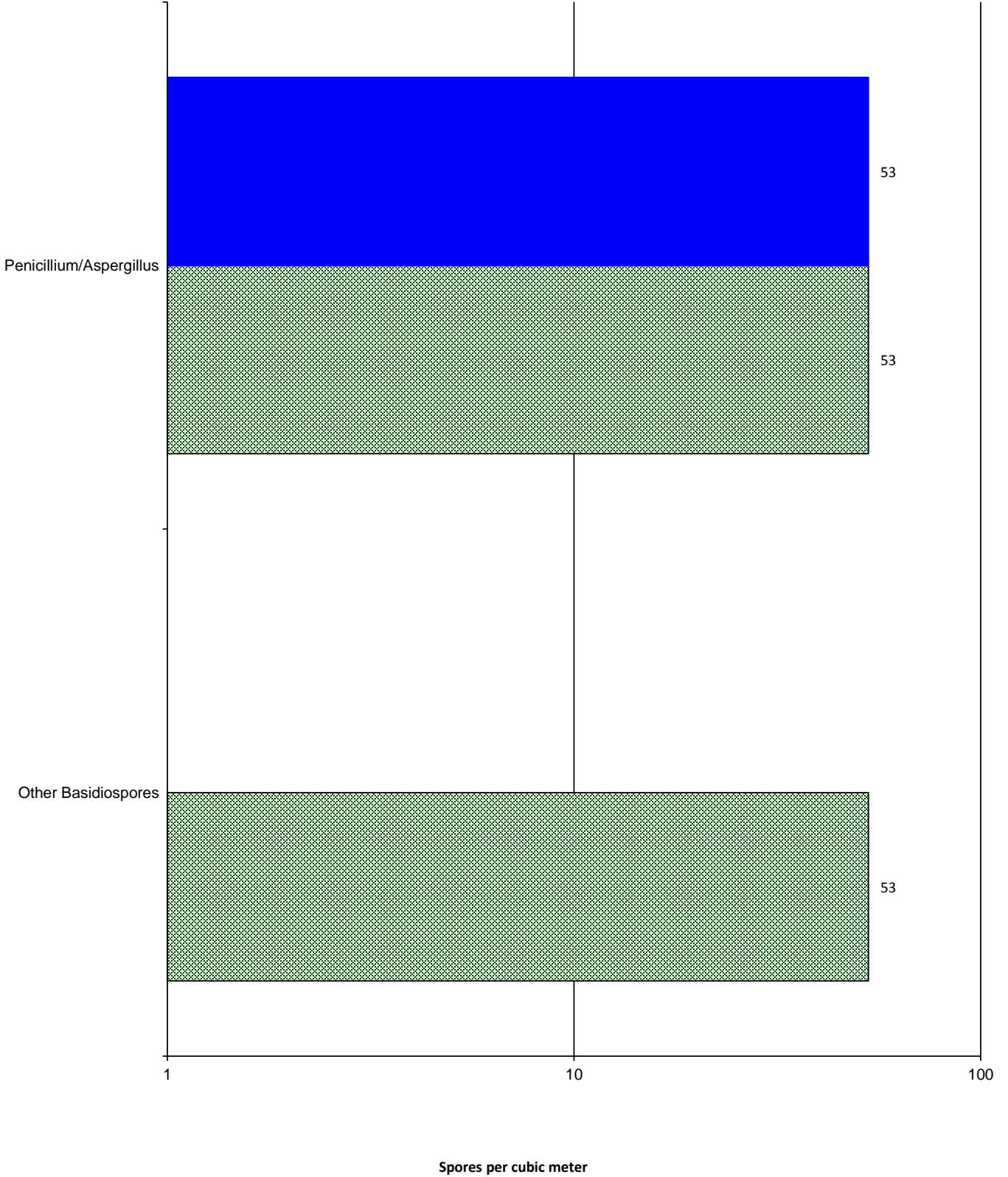
 Ambient





Chain of Custody # 1415229

 Cafeteria
 Ambient

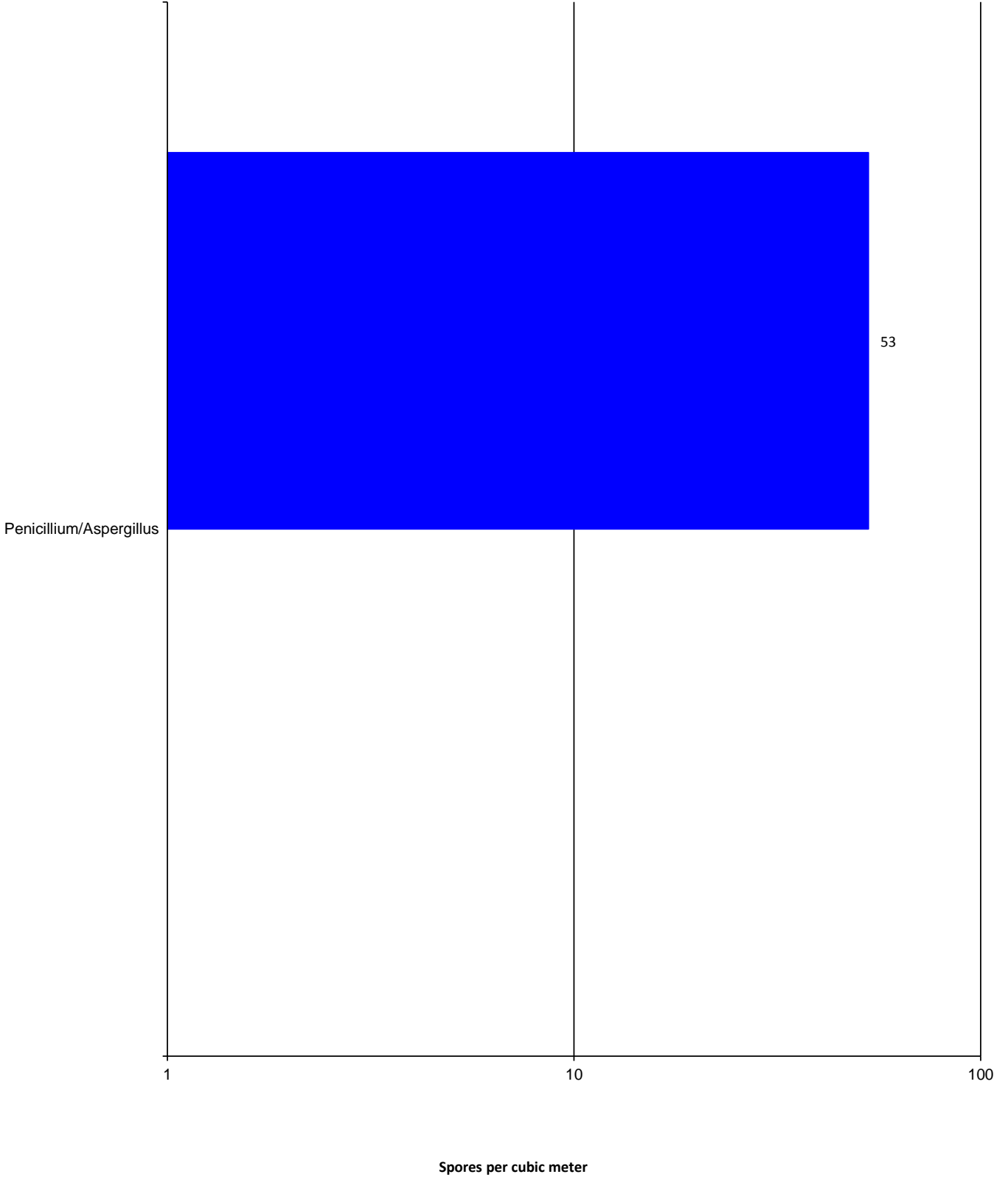




Chain of Custody # 1415229



 Mens Dressing Rm

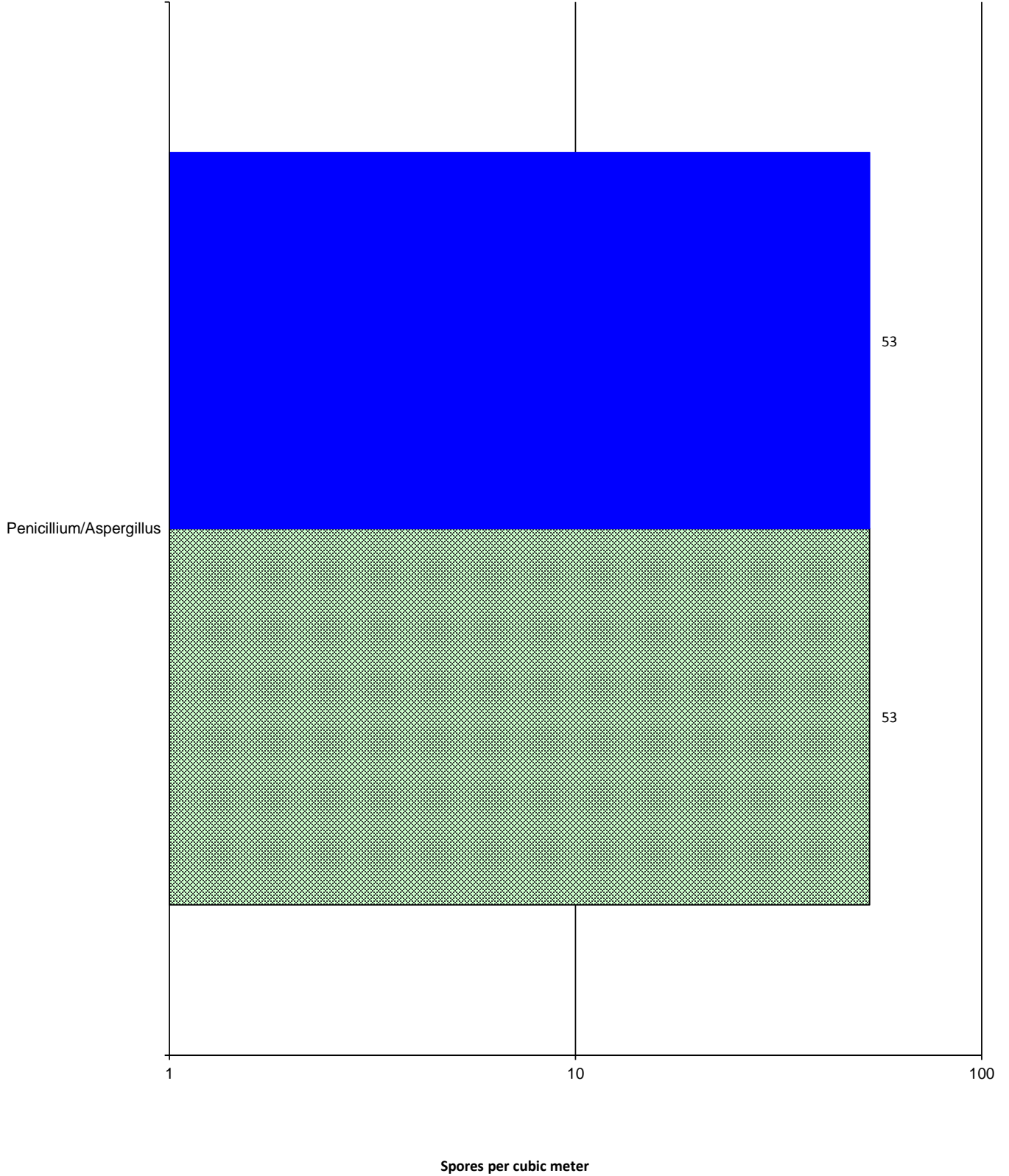
 Ambient





Chain of Custody # 1415229

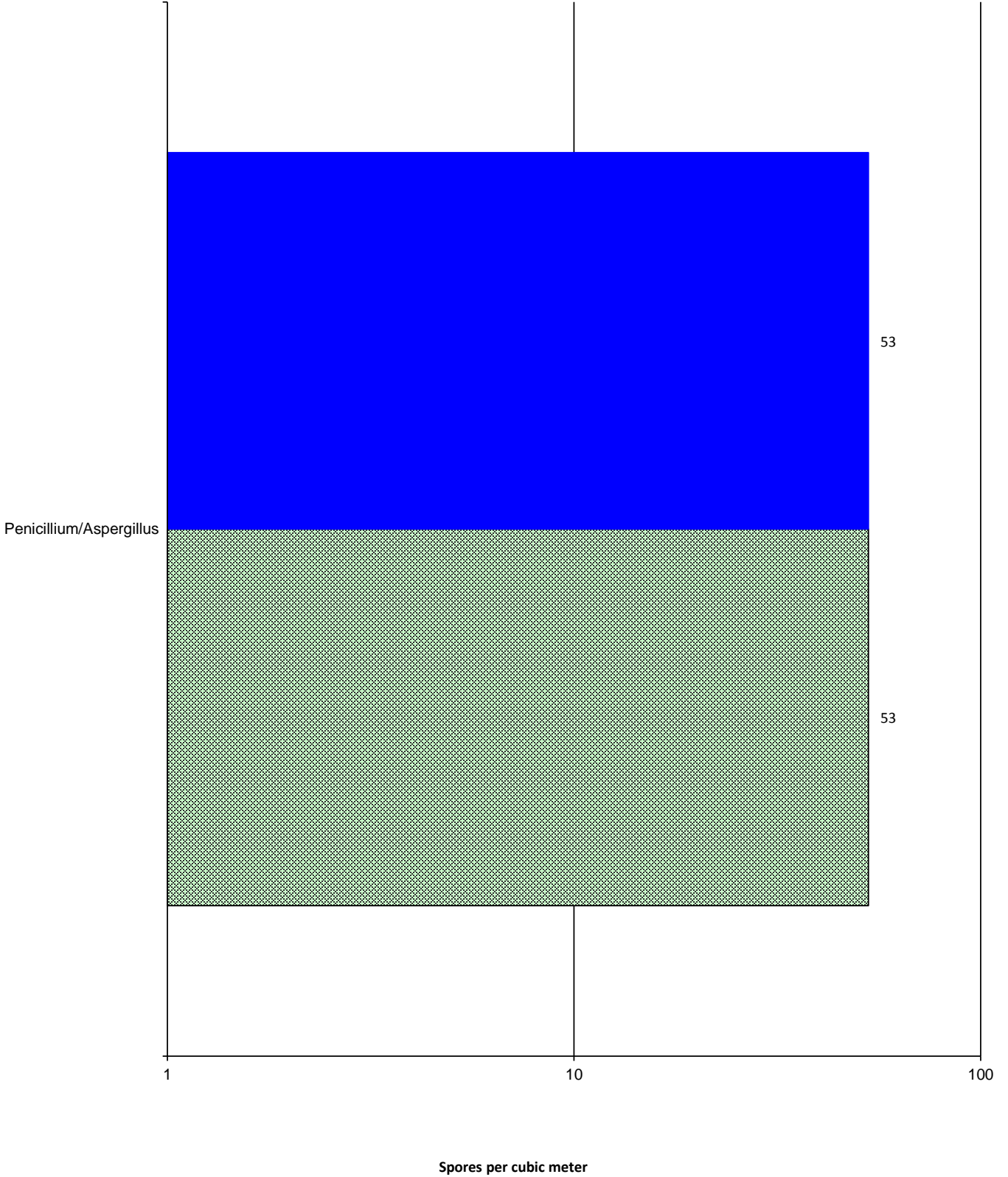
-  Auditorium
-  Ambient





Chain of Custody # 1415229

-  Main Office
-  Ambient

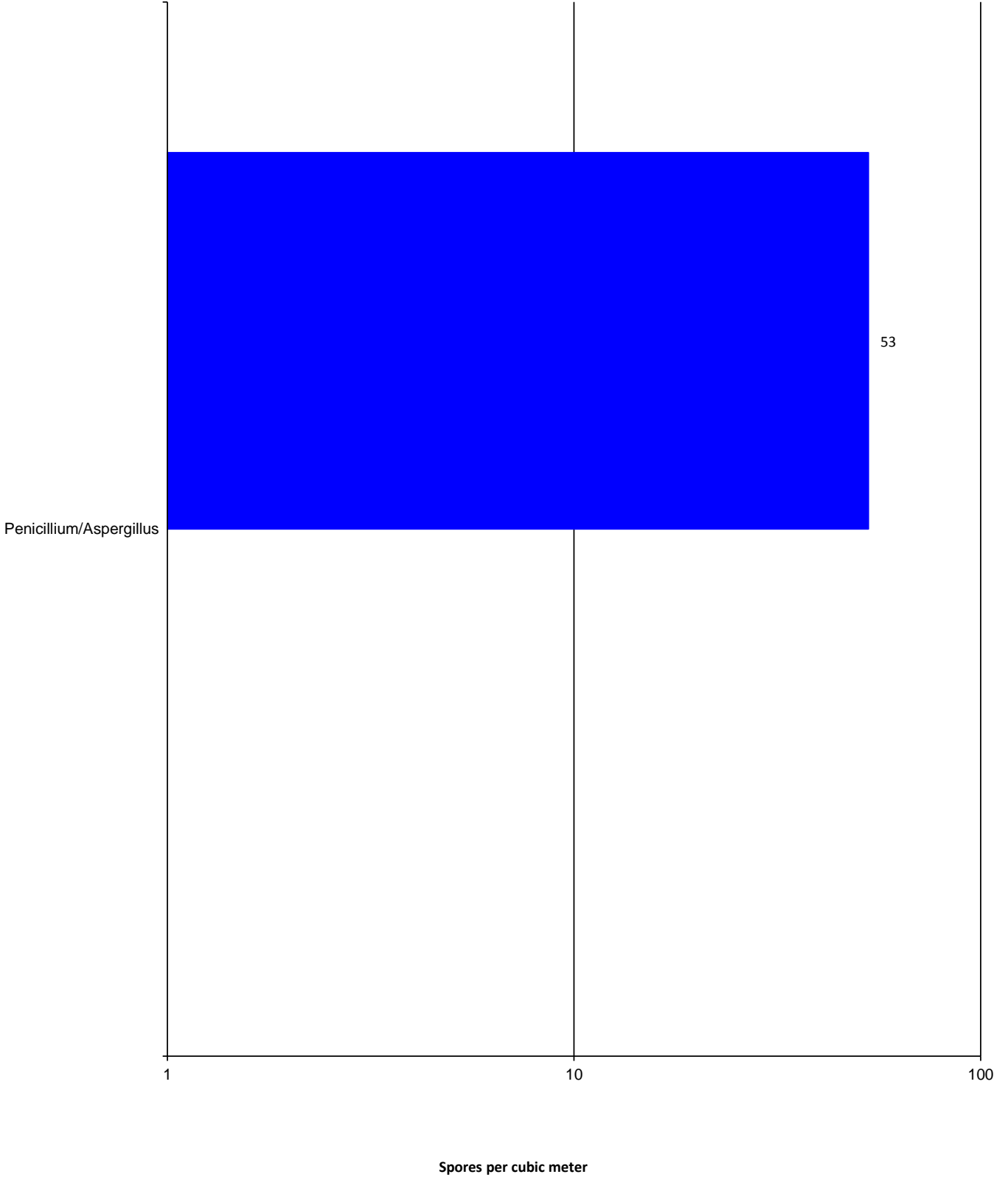




Chain of Custody # 1415229

 Nurse

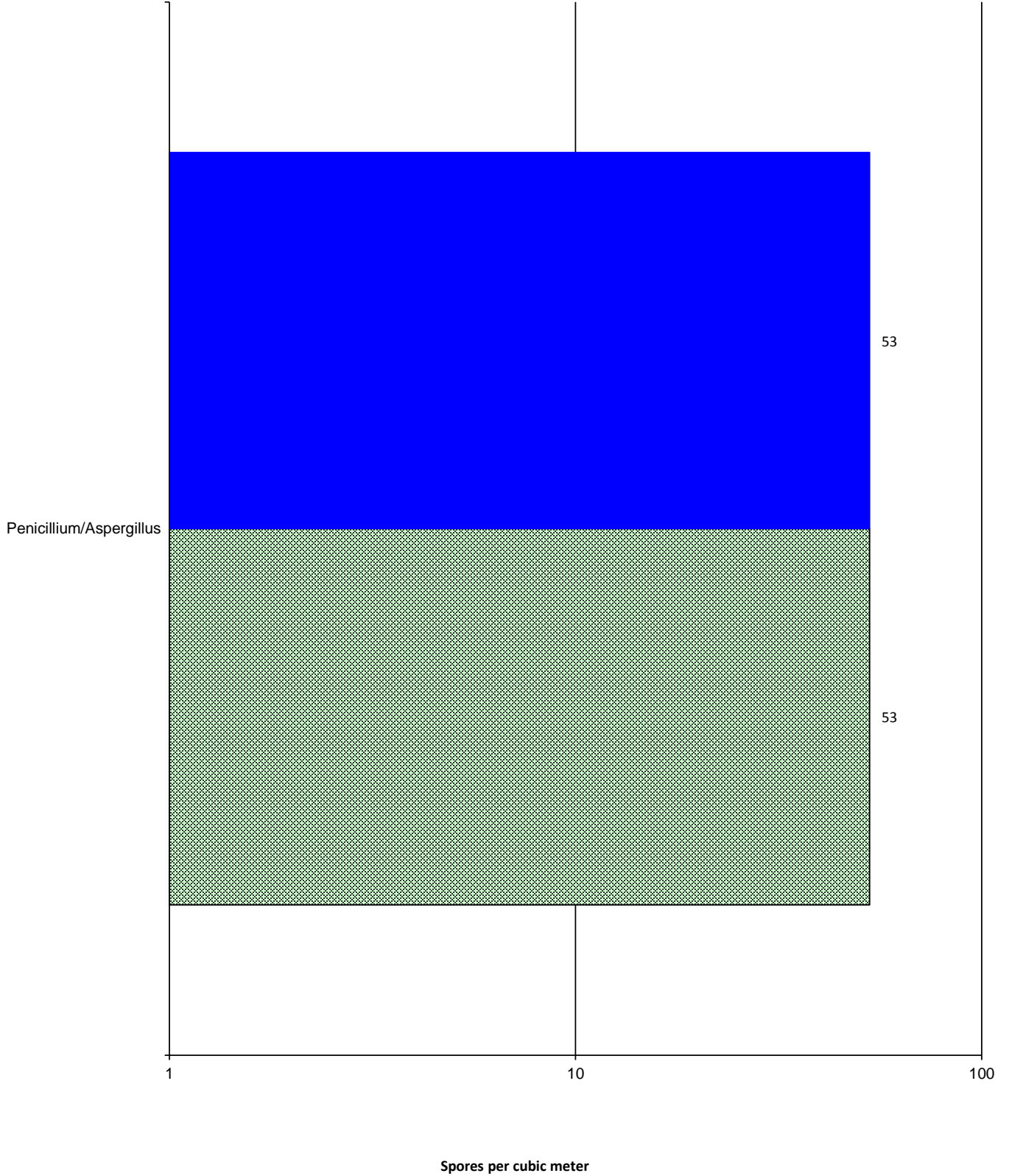
 Ambient





Chain of Custody # 1415229

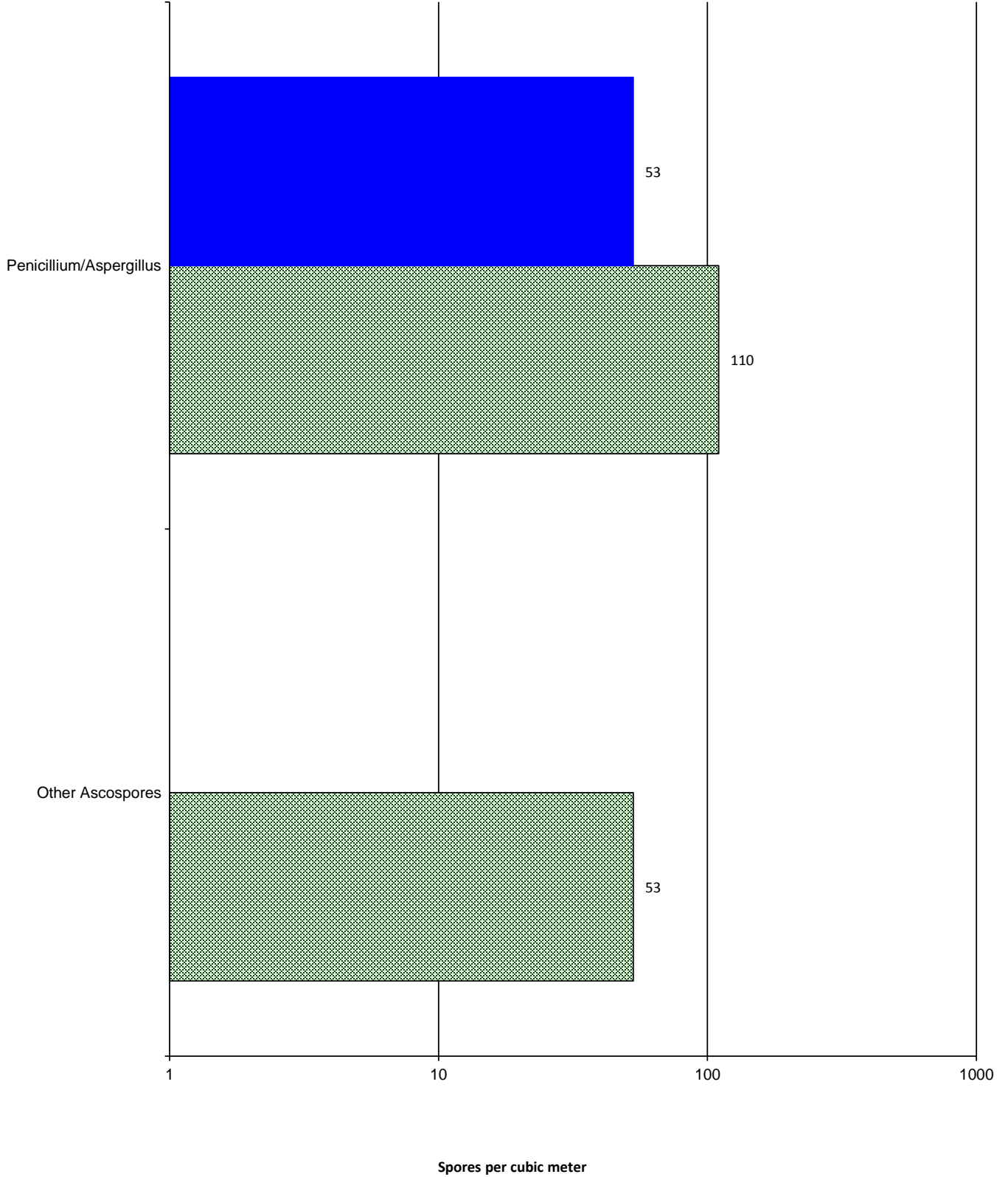
- Student Svcs
- Ambient





Chain of Custody # 1415229

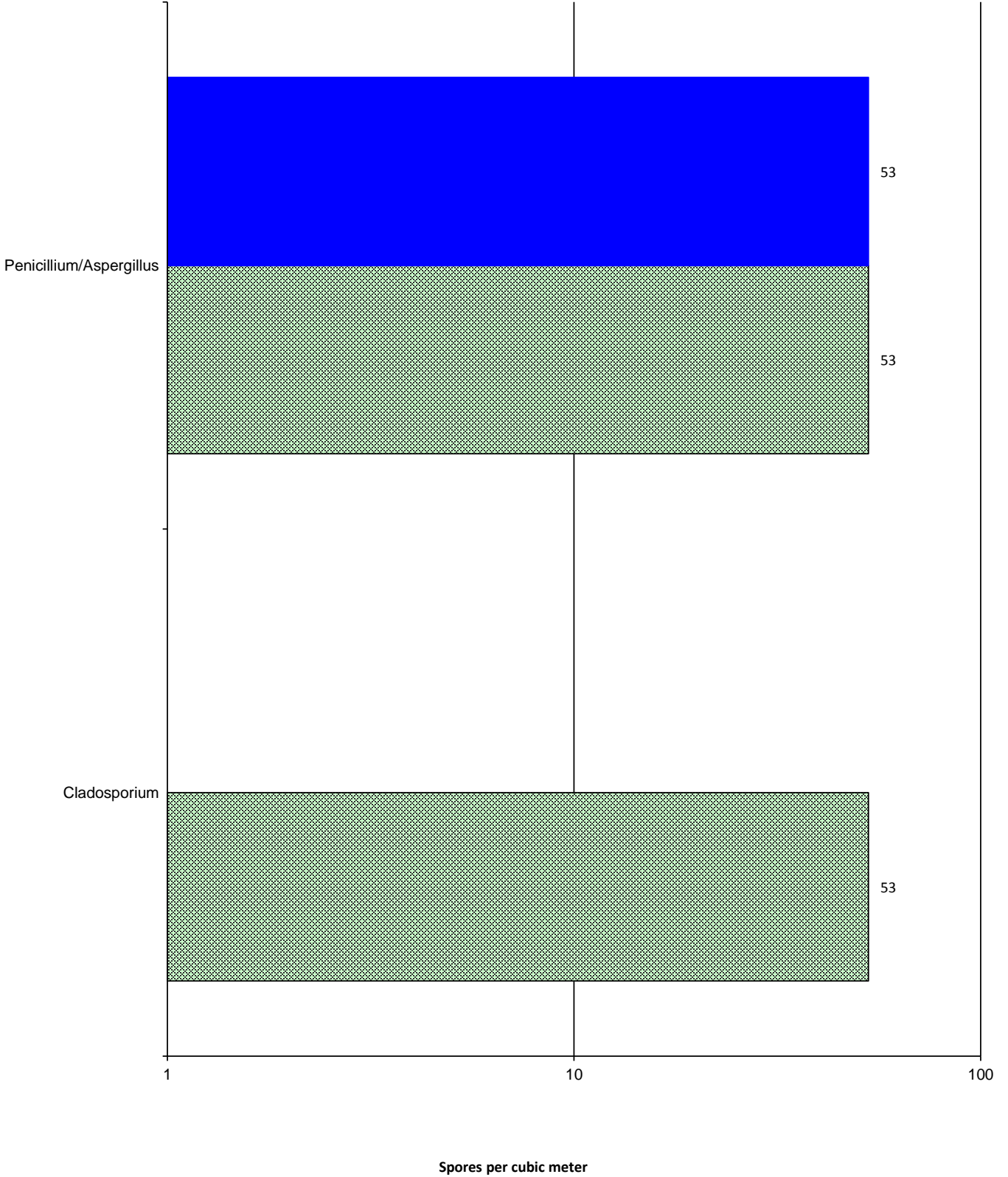
Child Care
Ambient





Chain of Custody # 1415229

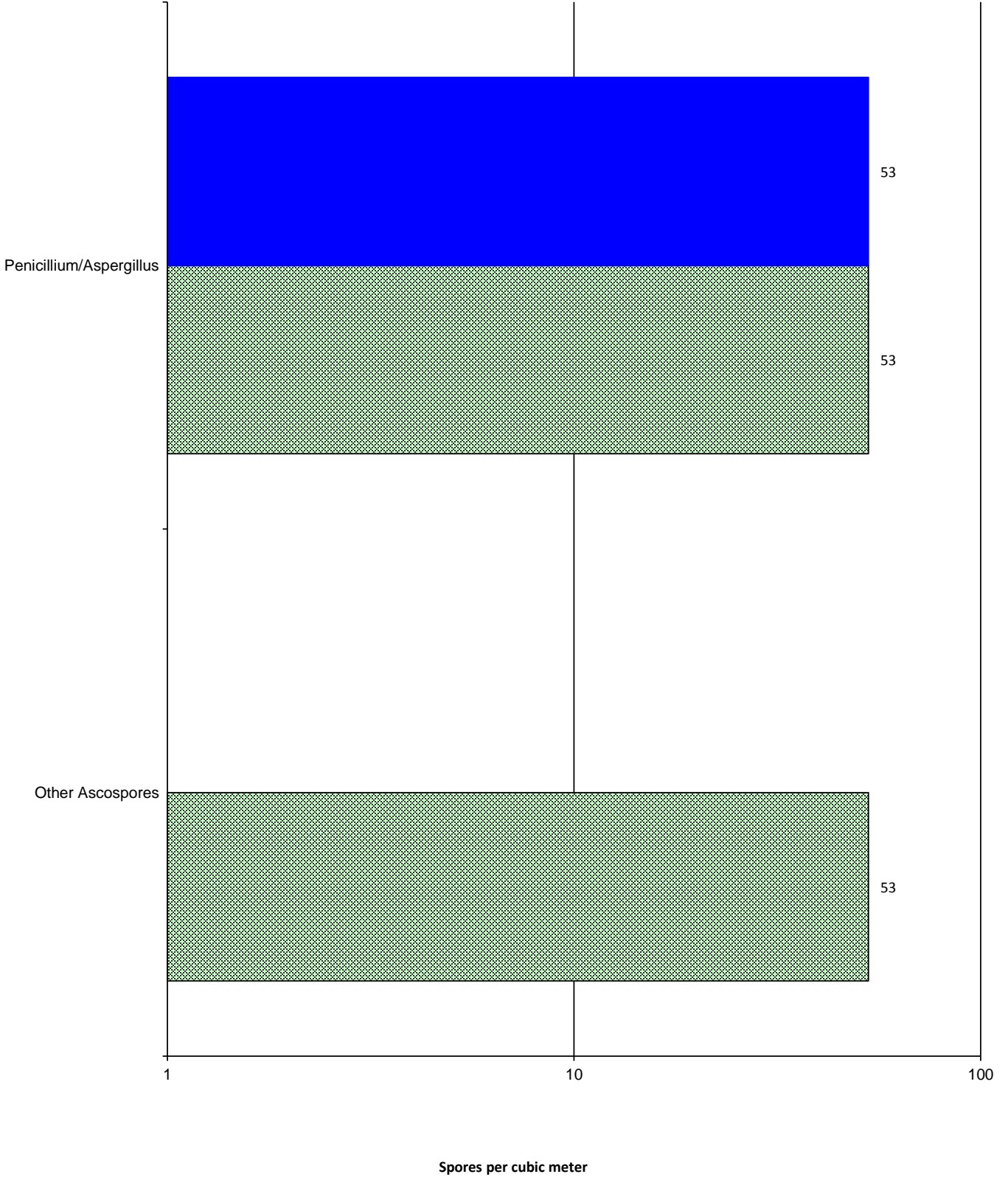
- J Rotc Conf Rm
- Ambient





Chain of Custody # 1415229

Facility
Ambient



Identification	Outdoor Habitat	Indoor Habitat	Possible Allergic Potential Not an opinion or interpretation	Comments
Cladosporium	The most common spore type reported in the air worldwide. Found on dead and dying plant litter, and soil.	Commonly found on wood and wallboard. Commonly grows on window sills, textiles and foods.	Type I (hay fever and asthma), Type III (hypersensitivity pneumonitis) allergies.	A very common and important allergen source both outdoors and indoors.
Ascospores	Common everywhere. Constitutes a large part of the airspora outside. Can reach very high numbers in the air outside during the spring and summer. Can increase in numbers during and after rainfalls.	Very few of this group grow inside. The notable exception is Chaetomium, Ascotricha and Peziza.	Little known for most of this group of fungi. Dependent on the type (see Chaetomium and Ascotricha).	
Basidiospores	Commonly found everywhere, especially in the late summer and fall. These spores are from Mushrooms.	Mushrooms are not normally found growing indoors, but can grow on wet lumber, especially in crawlspaces. Sometimes mushrooms can be seen growing in flower pots indoors.	Some allergenicity reported. Type I (hay fever, asthma) and Type III (hypersensitivity pneumonitis).	Among the group of Mushrooms (Basidiomycetes) are dry rot fungi Serpula and Poria that are particularly destructive to buildings.
Penicillium/Aspergillus	Common everywhere. Normally found in the air in small amounts in outdoor air. Grows on nearly everything.	Wetted wallboard, wood, food, leather, etc. Able to grow on many substrates indoors.	Type I (hay fever and asthma) allergies and Type III (hypersensitivity pneumonitis) allergies.	This is a combination group of Penicillium and Aspergillus and is used when only the spores are seen. The spores are so similar that they cannot be reliably separated into their respective genera.