



COASTAL ENVIRONMENTAL
PO BOX 167
HAMMONTON, NJ 08330

Certificate of Mold Analysis

Prepared for: COASTAL ENVIRONMENTAL
Phone Number:
Fax Number:
Project Name:
Test Location: SOUTH MAIN SCHOOL
,
Report Number: 1415775
Received Date: March 23, 2021
Report Date: March 23, 2021

Diana Sauri, Laboratory Director or other approved signatory

Currently there are no Federal regulations for evaluating potential health effects of fungal contamination and remediation. This information is subject to change as more information regarding fungal contaminants becomes available. For more information visit <http://www.epa.gov/mold> or www.nyc.gov/html/doh/html/epi/mold.shtml. This document was designed to follow currently known industry guidelines for the interpretation of microbial sampling, analysis, and remediation. Since interpretation of mold analysis reports is a scientific work in progress, it may as such be changed at any time without notice. The client is solely responsible for the use or interpretation. PRO-LAB/SSPTM Inc. makes no express or implied warranties as to health of a property from only the samples sent to their laboratory for analysis. The Client is hereby notified that due to the subjective nature of fungal analysis and the mold growth process, laboratory samples can and do change over time relative to the originally sampled material. PRO-LAB/SSPTM Inc. reserves the right to properly dispose of all samples after the testing of such samples are sufficiently completed or after a 7 day period, whichever is greater.



For more information please contact PRO-LAB at (954) 384-4446 or email info@prolabinc.com

Prepared for : COASTAL ENVIRONMENTAL

Test Address :
SOUTH MAIN SCHOOL

| | | | | |
|----------------------|-----------------------------|-----------------------------|-----------------------------|-----------------------------|
| ANALYSIS METHOD | 6110 Air Direct Examination | 6110 Air Direct Examination | 6110 Air Direct Examination | 6110 Air Direct Examination |
| LOCATION | AMBIENT | RM 101 | RM 103 | RM 110 |
| COC / LINE # | 1415775 - 1 | 1415775 - 2 | 1415775 - 3 | 1415775 - 4 |
| SAMPLE TYPE & VOLUME | PRO-10 - 75.00L | PRO-10 - 75.00L | PRO-10 - 75.00L | PRO-10 - 75.00L |
| SERIAL NUMBER | 033812T | 168162T | 148262T | 238081T |
| COLLECTION DATE | Mar 20, 2021 | Mar 20, 2021 | Mar 20, 2021 | Mar 20, 2021 |
| ANALYSIS DATE | Mar 23, 2021 | Mar 23, 2021 | Mar 23, 2021 | Mar 23, 2021 |
| CONCLUSION | CONTROL | NOT ELEVATED | NOT ELEVATED | NOT ELEVATED |

| IDENTIFICATION | Raw Count | Spores per m ³ | Percent of Total | Raw Count | Spores per m ³ | Percent of Total | Raw Count | Spores per m ³ | Percent of Total | Raw Count | Spores per m ³ | Percent of Total |
|-------------------------|-----------|---------------------------|------------------|-----------|---------------------------|------------------|-----------|---------------------------|------------------|-----------|---------------------------|------------------|
| Other Ascospores | 4 | 53 | 19 | 4 | 53 | 33 | 4 | 53 | 50 | 4 | 53 | 25 |
| Other Basidiospores | 8 | 110 | 40 | 4 | 53 | 33 | | | | 8 | 110 | 51 |
| Penicillium/Aspergillus | 8 | 110 | 40 | 4 | 53 | 33 | 4 | 53 | 50 | 4 | 53 | 25 |
| Smuts, myxomycetes | | | | | | | | | | | | |

| | | | | | | | | | | | | |
|-------------------------|----|-----|-----|----|-----|-----|---|-----|-----|----|-----|-----|
| TOTAL SPORES | 20 | 273 | 100 | 12 | 159 | 100 | 8 | 106 | 100 | 16 | 216 | 100 |
| MINIMUM DETECTION LIMIT | 4 | 53 | | 4 | 53 | | 4 | 53 | | 4 | 53 | |

| | | | | |
|-------------------|-------|-------|-------|-------|
| BACKGROUND DEBRIS | Light | Light | Light | Light |
|-------------------|-------|-------|-------|-------|

| | | | | |
|-------------------------|--|--|--|--|
| OBSERVATIONS & COMMENTS | | | | |
|-------------------------|--|--|--|--|

Background debris qualitatively estimates the amount of particles that are not pollen or spores and directly affects the accuracy of the spore counts. The categories of Light, Moderate, Heavy and Too Heavy for Accurate Count, are used to indicate the amount of deposited debris. Light (None to up to 25% obstruction); Medium (26% to up to 75% obstruction); Heavy (76% to up to 90% obstruction); Too Heavy (Greater than 90% obstruction). Increasing amounts of debris will obscure small spores and can prevent spores from impacting onto the slide. The actual number of spores present in the sample is likely higher than reported if the debris estimate is 'Heavy' or 'Too Heavy for Accurate Count'. All calculations are rounded to two significant figures and therefore, the total percentage of spore numbers may not equal 100%. The effect of the results relate only to the items tested. The methods used in this analysis have been validated and is fit for the intended use. R "version" indicated after the lab ID# indicates a sample with amended data.

* **Minimum Detection Limit.** Based on the volume of air sampled, this is the lowest number of spores that can be detected and is an estimate of the lowest concentration of spores that can be read in the sample. **NA** = Not Applicable.

Spores that were observed from the samples submitted are listed on this report. If a spore is not listed on this report it was not observed in the samples submitted.

Interpretation Guidelines: A determination is added to the report to help users interpret the mold analysis results. A mold report is only one aspect of an indoor air quality investigation. The most important aspect of mold growth in a living space is the availability of water. Without a source of water, mold generally will not become a problem in buildings. These determinations are in no way meant to imply any health outcomes or financial decisions based solely on this report. For questions relating to medical conditions you should consult an occupational or environmental health physician or professional.

CONTROL is a baseline sample showing what the spore count and diversity is at the time of sampling. The control sample(s) is usually collected outside of the structure being tested and used to determine if this sample(s) is similar in diversity and abundance to the inside sample(s).

ELEVATED means that the amount and/or diversity of spores, as compared to the control sample(s), and other samples in our database, are higher than expected. This can indicate that fungi have grown because of a water leak or water intrusion. Fungi that are considered to be indicators of water damage include, but are not limited to: *Chaetomium*, *Fusarium*, *Memnoniella*, *Stachybotrys*, *Scopulariopsis*, *Ulocladium*.

NOT ELEVATED means that the amount and/or the diversity of spores, as compared to the control sample and other samples in our database, are lower than expected and may indicate no problematic fungal growth. **UNUSUAL** means that the presence of current or former growth was observed in the analyzed sample. An abundance of spores are present, and/or growth structures including hyphae and/or fruiting bodies are present and associated with one or more of the types of mold/fungi identified in the analyzed sample.

NORMAL means that no presence of current or former growth was observed in the analyzed sample. If spores are recorded they are normally what is in the air and have settled on the surface(s) tested.

Prepared for : COASTAL ENVIRONMENTAL

Test Address :
SOUTH MAIN SCHOOL

| ANALYSIS METHOD | 6110 Air Direct Examination | 6110 Air Direct Examination | 6110 Air Direct Examination | 6110 Air Direct Examination |
|----------------------|-----------------------------|-----------------------------|-----------------------------|-----------------------------|
| LOCATION | RM 117 | RM 123 | RM 129 | LIBRARY |
| COC / LINE # | 1415775 - 5 | 1415775 - 6 | 1415775 - 7 | 1415775 - 8 |
| SAMPLE TYPE & VOLUME | PRO-10 - 75.00L | PRO-10 - 75.00L | PRO-10 - 75.00L | PRO-10 - 75.00L |
| SERIAL NUMBER | 023860T | 158226T | 228130T | 248030T |
| COLLECTION DATE | Mar 20, 2021 | Mar 20, 2021 | Mar 20, 2021 | Mar 20, 2021 |
| ANALYSIS DATE | Mar 23, 2021 | Mar 23, 2021 | Mar 23, 2021 | Mar 23, 2021 |
| CONCLUSION | NOT ELEVATED | NOT ELEVATED | NOT ELEVATED | NOT ELEVATED |

| IDENTIFICATION | Raw Count | Spores per m ³ | Percent of Total | Raw Count | Spores per m ³ | Percent of Total | Raw Count | Spores per m ³ | Percent of Total | Raw Count | Spores per m ³ | Percent of Total |
|-------------------------|-----------|---------------------------|------------------|-----------|---------------------------|------------------|-----------|---------------------------|------------------|-----------|---------------------------|------------------|
| Other Ascospores | 8 | 110 | 41 | | | | | | | | | |
| Other Basidiospores | | | | 4 | 53 | 25 | | | | | | |
| Penicillium/Aspergillus | 12 | 160 | 59 | 12 | 160 | 75 | 4 | 53 | 50 | | | |
| Smuts, myxomycetes | | | | | | | 4 | 53 | 50 | | | |

| | | | | | | | | | | | | |
|-------------------------|----|-----|-----|----|-----|-----|---|-----|-----|---|----|--|
| TOTAL SPORES | 20 | 270 | 100 | 16 | 213 | 100 | 8 | 106 | 100 | | | |
| MINIMUM DETECTION LIMIT | 4 | 53 | | 4 | 53 | | 4 | 53 | | 4 | 53 | |

| | | | | | | | | | | | | |
|-------------------|-------|--|--|-------|--|--|-------|--|--|--|--|--|
| BACKGROUND DEBRIS | Light | | | Light | | | Light | | | | | |
|-------------------|-------|--|--|-------|--|--|-------|--|--|--|--|--|

| | | | | | | | | | | | |
|-------------------------|--|--|--|--|--|--|--|--|--|--|--|
| OBSERVATIONS & COMMENTS | No Fungi Detected. Rechecked by second analyst. | | | | | | | | | | |
|-------------------------|--|--|--|--|--|--|--|--|--|--|--|

Background debris qualitatively estimates the amount of particles that are not pollen or spores and directly affects the accuracy of the spore counts. The categories of Light, Moderate, Heavy and Too Heavy for Accurate Count, are used to indicate the amount of deposited debris. Light (None to up to 25% obstruction); Medium (26% to up to 75% obstruction); Heavy (76% to up to 90% obstruction); Too Heavy (Greater than 90% obstruction). Increasing amounts of debris will obscure small spores and can prevent spores from impacting onto the slide. The actual number of spores present in the sample is likely higher than reported if the debris estimate is 'Heavy' or 'Too Heavy for Accurate Count'. All calculations are rounded to two significant figures and therefore, the total percentage of spore numbers may not equal 100%. The effect of the results relate only to the items tested. The methods used in this analysis have been validated and is fit for the intended use. R "version" indicated after the lab ID# indicates a sample with amended data.

* **Minimum Detection Limit.** Based on the volume of air sampled, this is the lowest number of spores that can be detected and is an estimate of the lowest concentration of spores that can be read in the sample. NA = Not Applicable.

Spores that were observed from the samples submitted are listed on this report. If a spore is not listed on this report it was not observed in the samples submitted.

Interpretation Guidelines: A determination is added to the report to help users interpret the mold analysis results. A mold report is only one aspect of an indoor air quality investigation. The most important aspect of mold growth in a living space is the availability of water. Without a source of water, mold generally will not become a problem in buildings. These determinations are in no way meant to imply any health outcomes or financial decisions based solely on this report. For questions relating to medical conditions you should consult an occupational or environmental health physician or professional.

CONTROL is a baseline sample showing what the spore count and diversity is at the time of sampling. The control sample(s) is usually collected outside of the structure being tested and used to determine if this sample(s) is similar in diversity and abundance to the inside sample(s).

ELEVATED means that the amount and/or diversity of spores, as compared to the control sample(s), and other samples in our database, are higher than expected. This can indicate that fungi have grown because of a water leak or water intrusion. Fungi that are considered to be indicators of water damage include, but are not limited to: *Chaetomium*, *Fusarium*, *Memnoniella*, *Stachybotrys*, *Scopulariopsis*, *Ulocladium*.

NOT ELEVATED means that the amount and/or the diversity of spores, as compared to the control sample and other samples in our database, are lower than expected and may indicate no problematic fungal growth. **UNUSUAL** means that the presence of current or former growth was observed in the analyzed sample. An abundance of spores are present, and/or growth structures including hyphae and/or fruiting bodies are present and associated with one or more of the types of mold/fungi identified in the analyzed sample.

NORMAL means that no presence of current or former growth was observed in the analyzed sample. If spores are recorded they are normally what is in the air and have settled on the surface(s) tested.

Prepared for : COASTAL ENVIRONMENTAL

Test Address :
SOUTH MAIN SCHOOL

| | | | | |
|----------------------|-----------------------------|-----------------------------|---------------------|---------------------|
| ANALYSIS METHOD | 6110 Air Direct Examination | 6110 Air Direct Examination | INTENTIONALLY BLANK | INTENTIONALLY BLANK |
| LOCATION | RM 203 | RM 209 | | |
| COC / LINE # | 1415775 - 9 | 1415775 - 10 | | |
| SAMPLE TYPE & VOLUME | PRO-10 - 75.00L | PRO-10 - 75.00L | | |
| SERIAL NUMBER | 248032T | 218182T | | |
| COLLECTION DATE | Mar 20, 2021 | Mar 20, 2021 | | |
| ANALYSIS DATE | Mar 23, 2021 | Mar 23, 2021 | | |
| CONCLUSION | NOT ELEVATED | NOT ELEVATED | | |

| IDENTIFICATION | Raw Count | Spores per m ³ | Percent of Total | Raw Count | Spores per m ³ | Percent of Total | Raw Count | Spores per m ³ | Percent of Total | Raw Count | Spores per m ³ | Percent of Total |
|--------------------------------|-----------|---------------------------|------------------|-----------|---------------------------|------------------|-----------|---------------------------|------------------|-----------|---------------------------|------------------|
| Other Ascospores | | | | 4 | 53 | 33 | | | | | | |
| Other Basidiospores | 8 | 110 | 67 | 4 | 53 | 33 | | | | | | |
| Penicillium/Aspergillus | 4 | 53 | 33 | 4 | 53 | 33 | | | | | | |
| Smuts, myxomycetes | | | | | | | | | | | | |
| TOTAL SPORES | 12 | 163 | 100 | 12 | 159 | 100 | | | | | | |
| MINIMUM DETECTION LIMIT | 4 | 53 | | 4 | 53 | | | | | | | |
| BACKGROUND DEBRIS | Light | | | Light | | | | | | | | |
| OBSERVATIONS & COMMENTS | | | | | | | | | | | | |

Background debris qualitatively estimates the amount of particles that are not pollen or spores and directly affects the accuracy of the spore counts. The categories of Light, Moderate, Heavy and Too Heavy for Accurate Count, are used to indicate the amount of deposited debris. Light (None to up to 25% obstruction); Medium (26% to up to 75% obstruction); Heavy (76% to up to 90% obstruction); Too Heavy (Greater than 90% obstruction). Increasing amounts of debris will obscure small spores and can prevent spores from impacting onto the slide. The actual number of spores present in the sample is likely higher than reported if the debris estimate is 'Heavy' or 'Too Heavy for Accurate Count'. All calculations are rounded to two significant figures and therefore, the total percentage of spore numbers may not equal 100%. The effect of the results relate only to the items tested. The methods used in this analysis have been validated and is fit for the intended use. R "version" indicated after the lab ID# indicates a sample with amended data.

* **Minimum Detection Limit.** Based on the volume of air sampled, this is the lowest number of spores that can be detected and is an estimate of the lowest concentration of spores that can be read in the sample. **NA** = Not Applicable.

Spores that were observed from the samples submitted are listed on this report. If a spore is not listed on this report it was not observed in the samples submitted.

Interpretation Guidelines: A determination is added to the report to help users interpret the mold analysis results. A mold report is only one aspect of an indoor air quality investigation. The most important aspect of mold growth in a living space is the availability of water. Without a source of water, mold generally will not become a problem in buildings. These determinations are in no way meant to imply any health outcomes or financial decisions based solely on this report. For questions relating to medical conditions you should consult an occupational or environmental health physician or professional.

CONTROL is a baseline sample showing what the spore count and diversity is at the time of sampling. The control sample(s) is usually collected outside of the structure being tested and used to determine if this sample(s) is similar in diversity and abundance to the inside sample(s).



ELEVATED means that the amount and/or diversity of spores, as compared to the control sample(s), and other samples in our database, are higher than expected. This can indicate that fungi have grown because of a water leak or water intrusion. Fungi that are considered to be indicators of water damage include, but are not limited to: *Chaetomium*, *Fusarium*, *Memnoniella*, *Stachybotrys*, *Scopulariopsis*, *Ulocladium*.

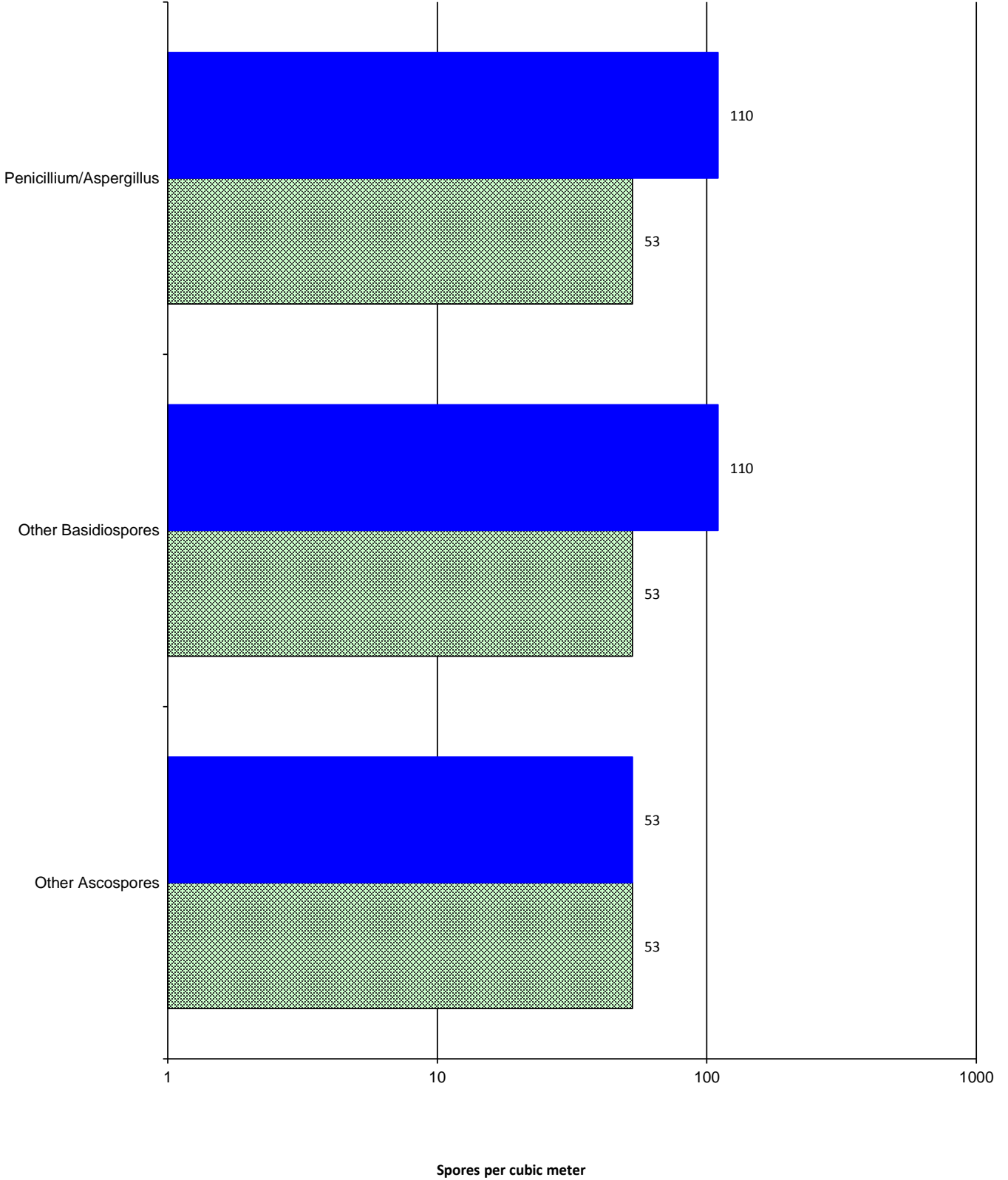
NOT ELEVATED means that the amount and/or the diversity of spores, as compared to the control sample and other samples in our database, are lower than expected and may indicate no problematic fungal growth. **UNUSUAL** means that the presence of current or former growth was observed in the analyzed sample. An abundance of spores are present, and/or growth structures including hyphae and/or fruiting bodies are present and associated with one or more of the types of mold/fungi identified in the analyzed sample.

NORMAL means that no presence of current or former growth was observed in the analyzed sample. If spores are recorded they are normally what is in the air and have settled on the surface(s) tested.



Chain of Custody # 1415775

 Rm 101
 Ambient

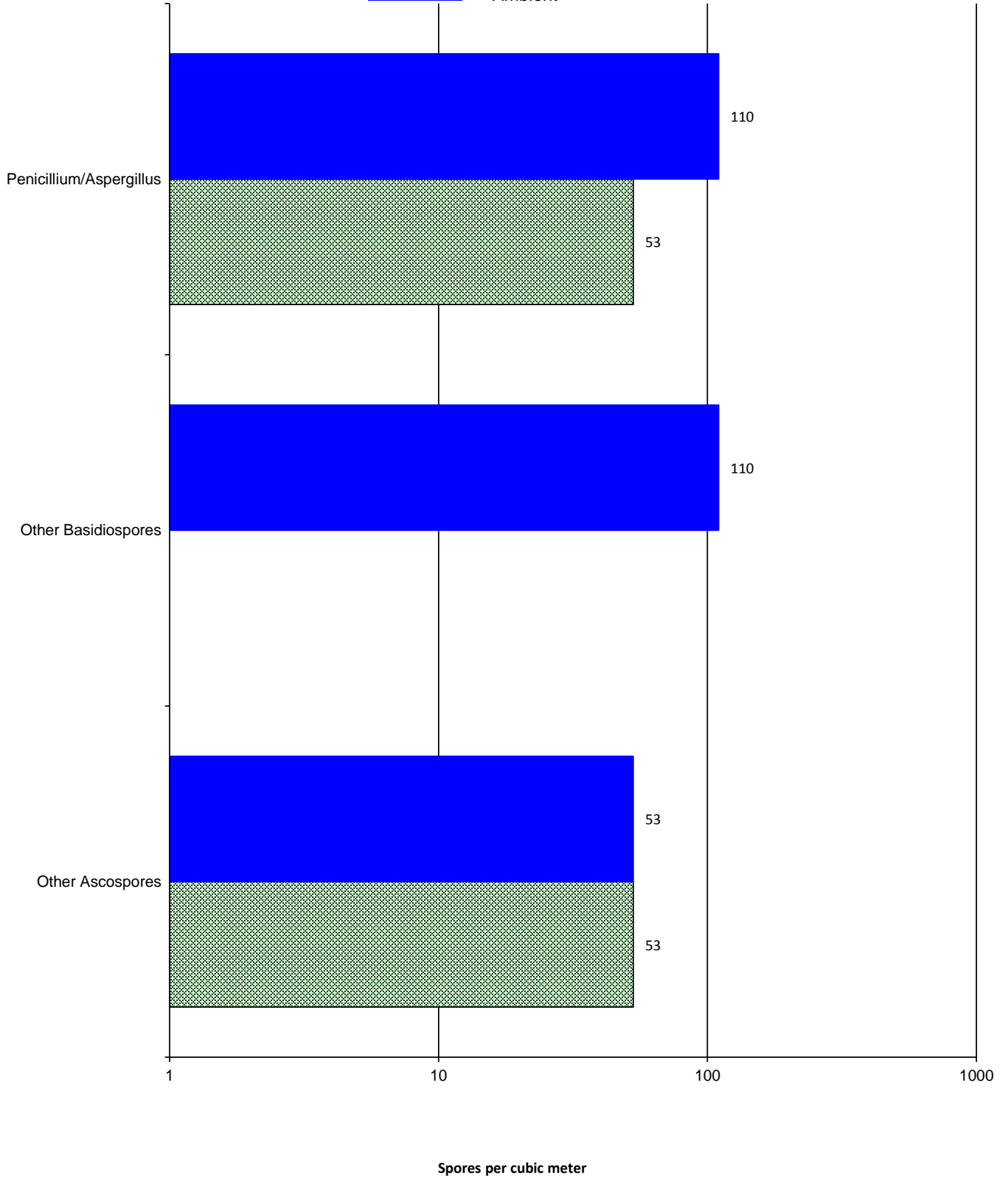




Chain of Custody # 1415775



 Rm 103

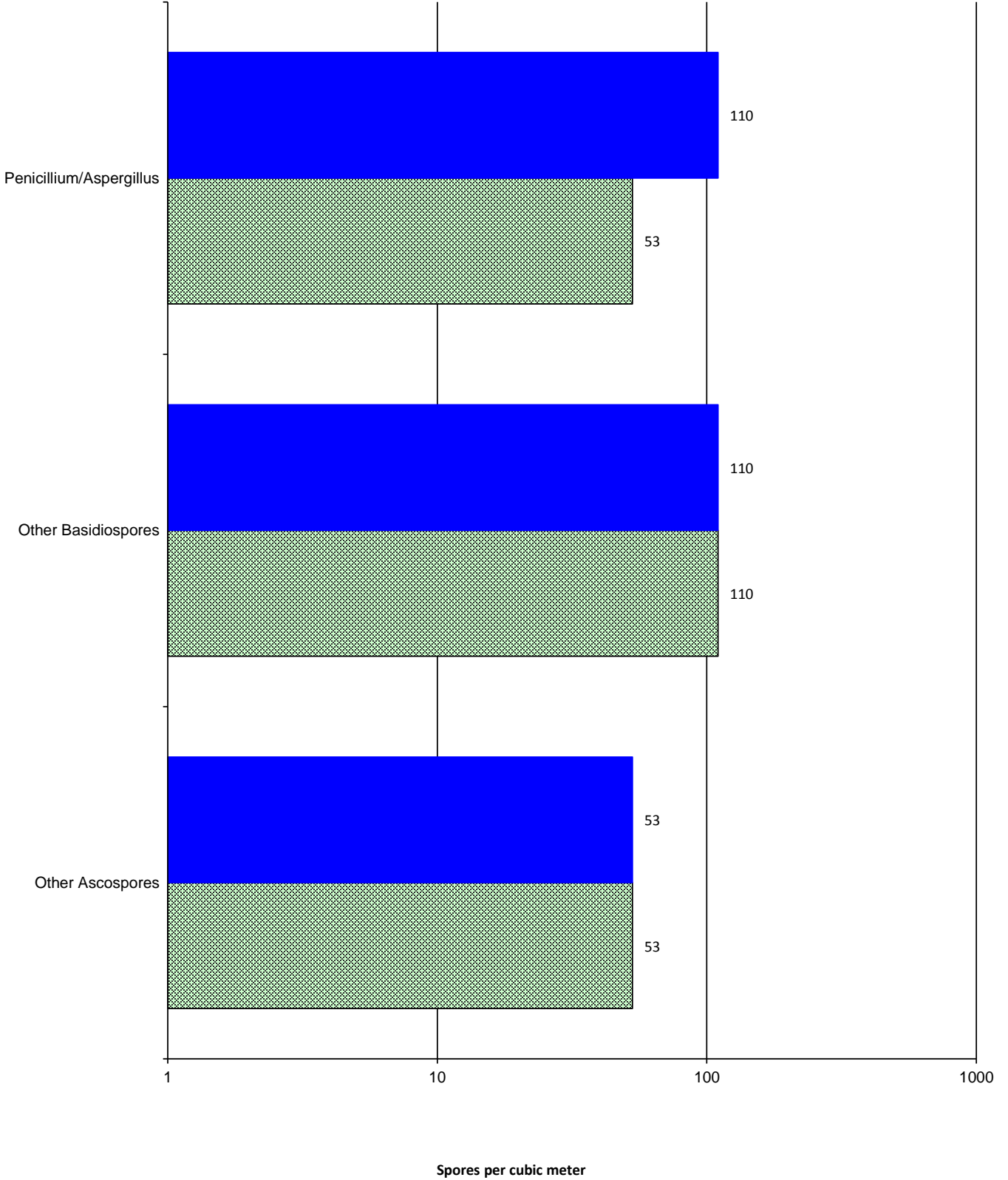
 Ambient







Chain of Custody # 1415775

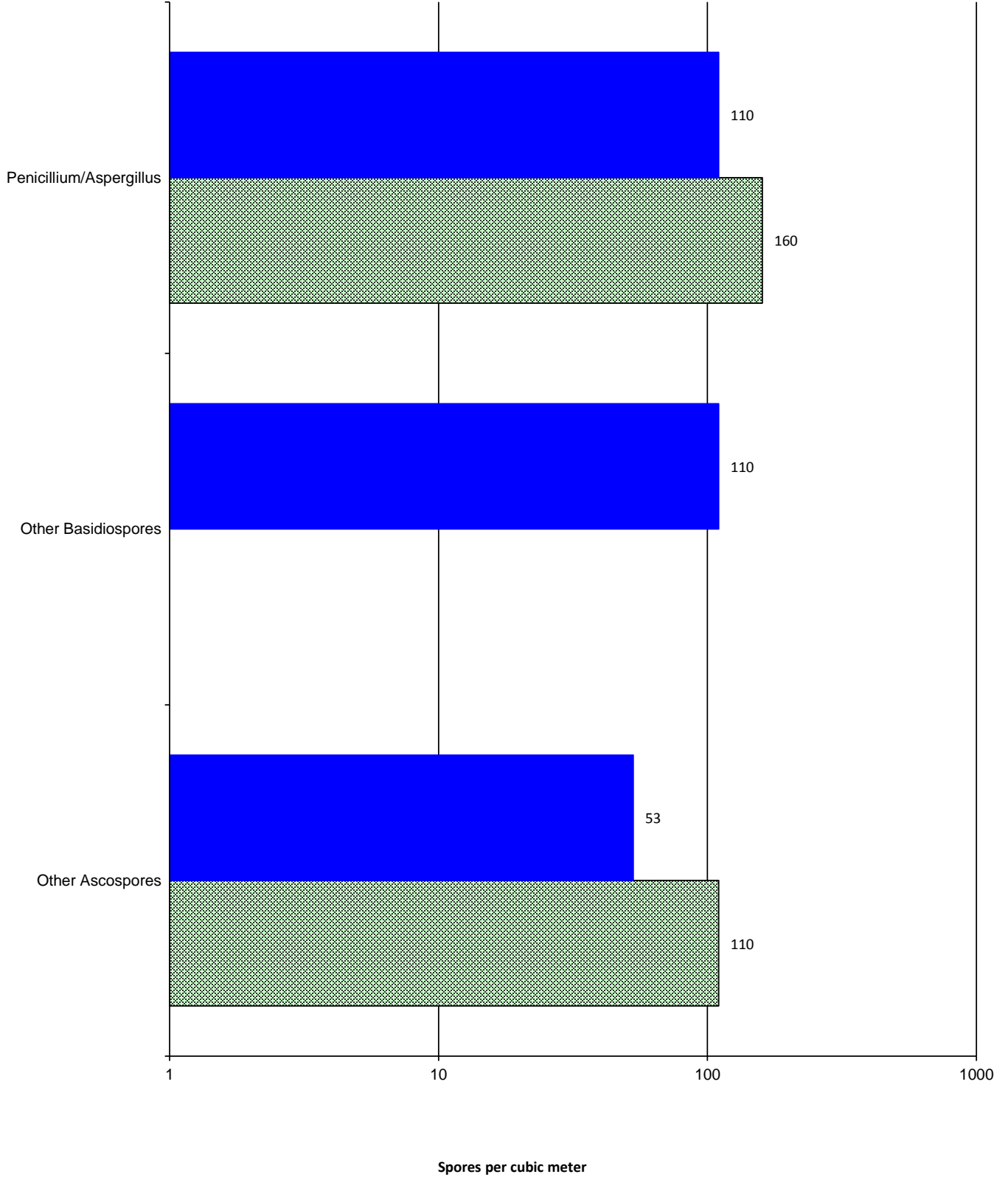
 Rm 110
 Ambient







Chain of Custody # 1415775

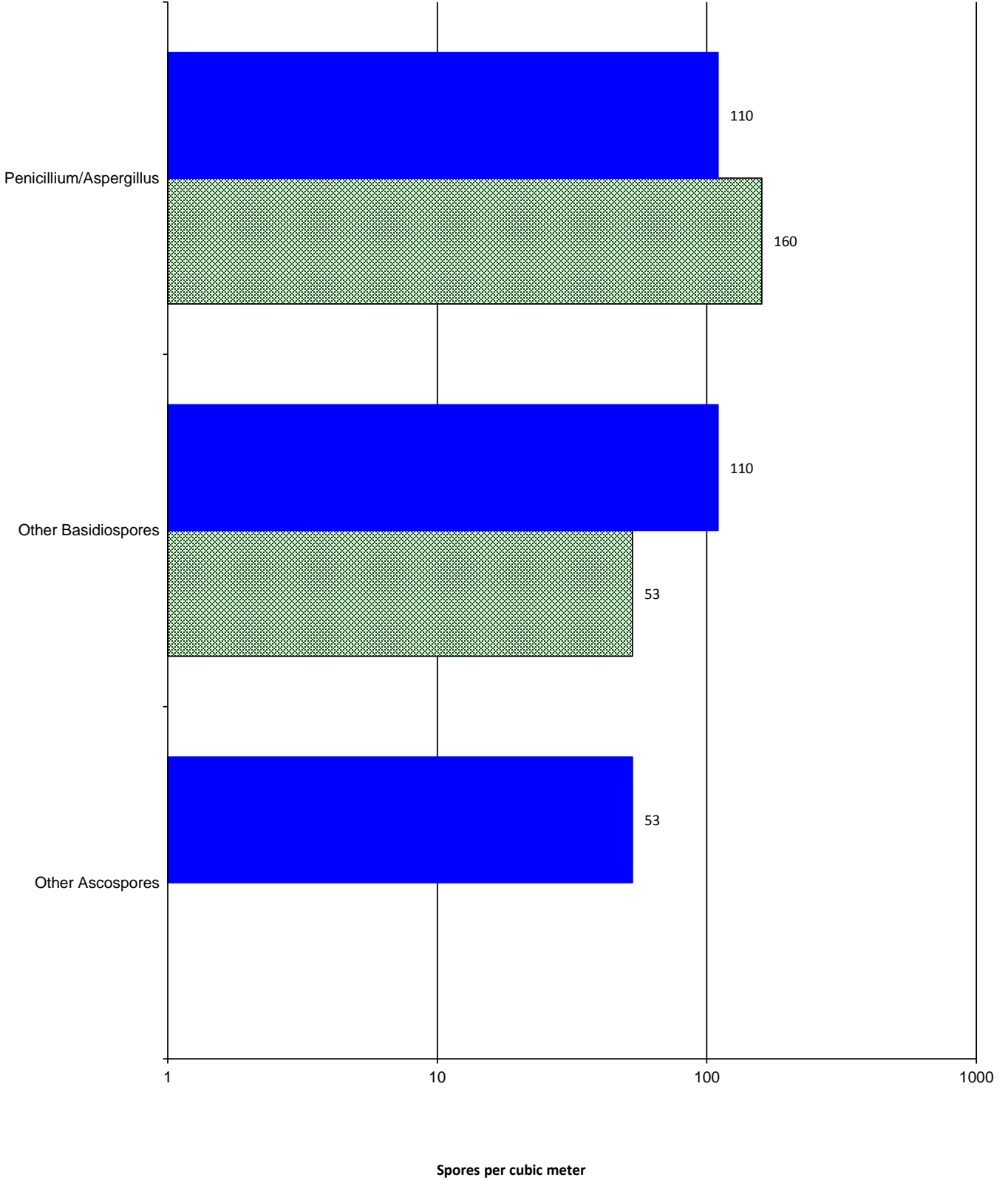
 Rm 117
 Ambient





Chain of Custody # 1415775

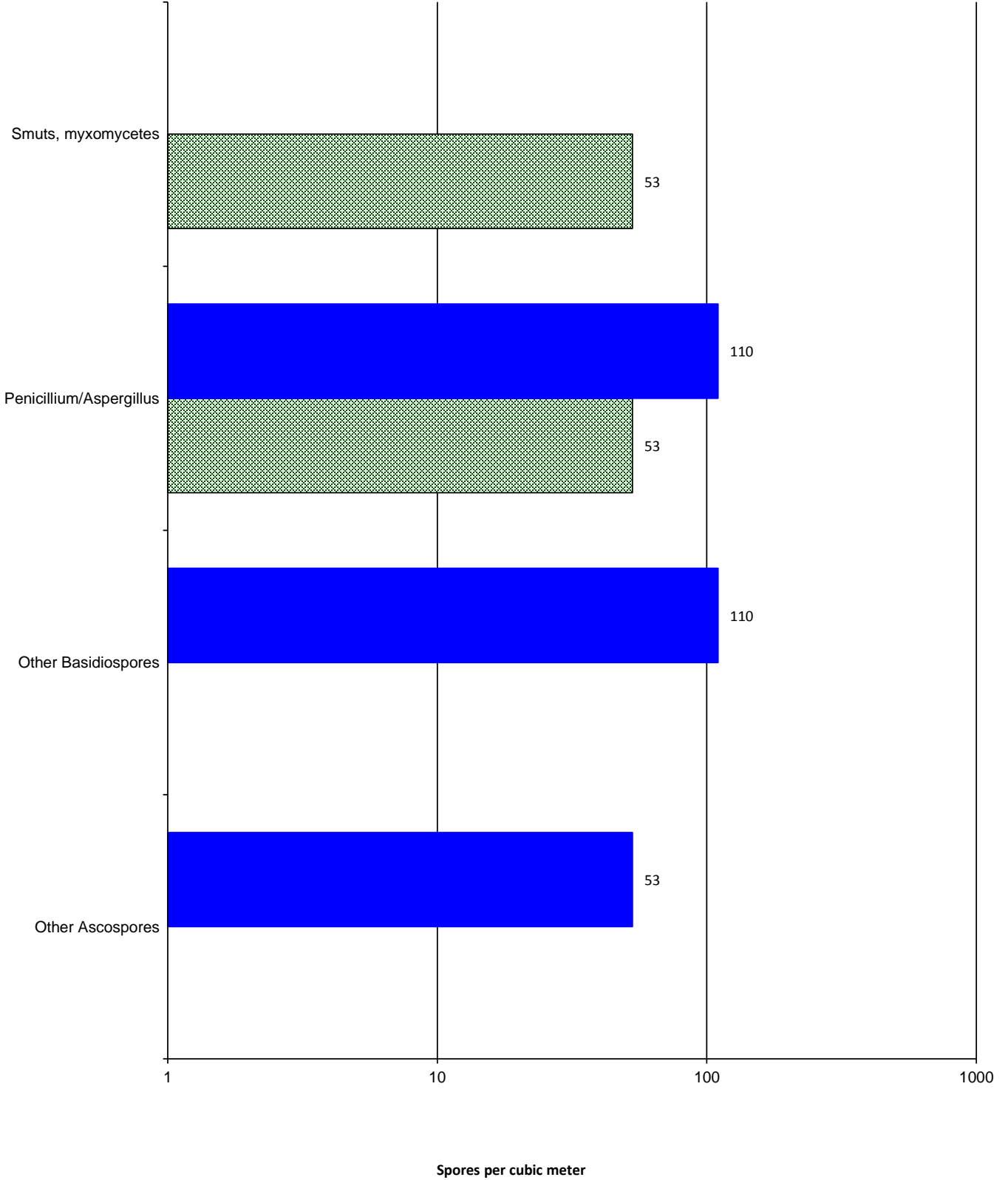
 Rm 123
 Ambient





Chain of Custody # 1415775

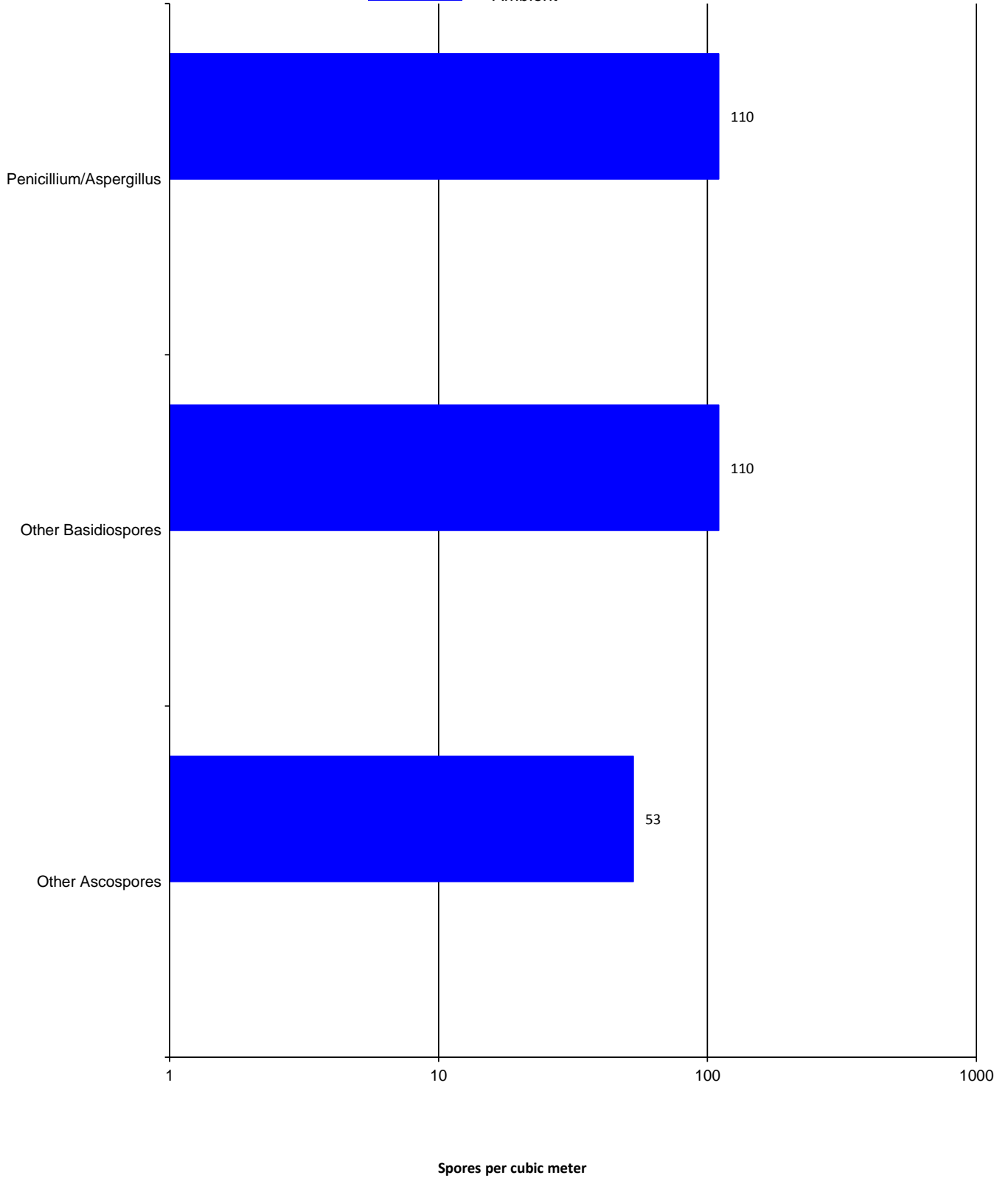
Rm 129
Ambient







Chain of Custody # 1415775

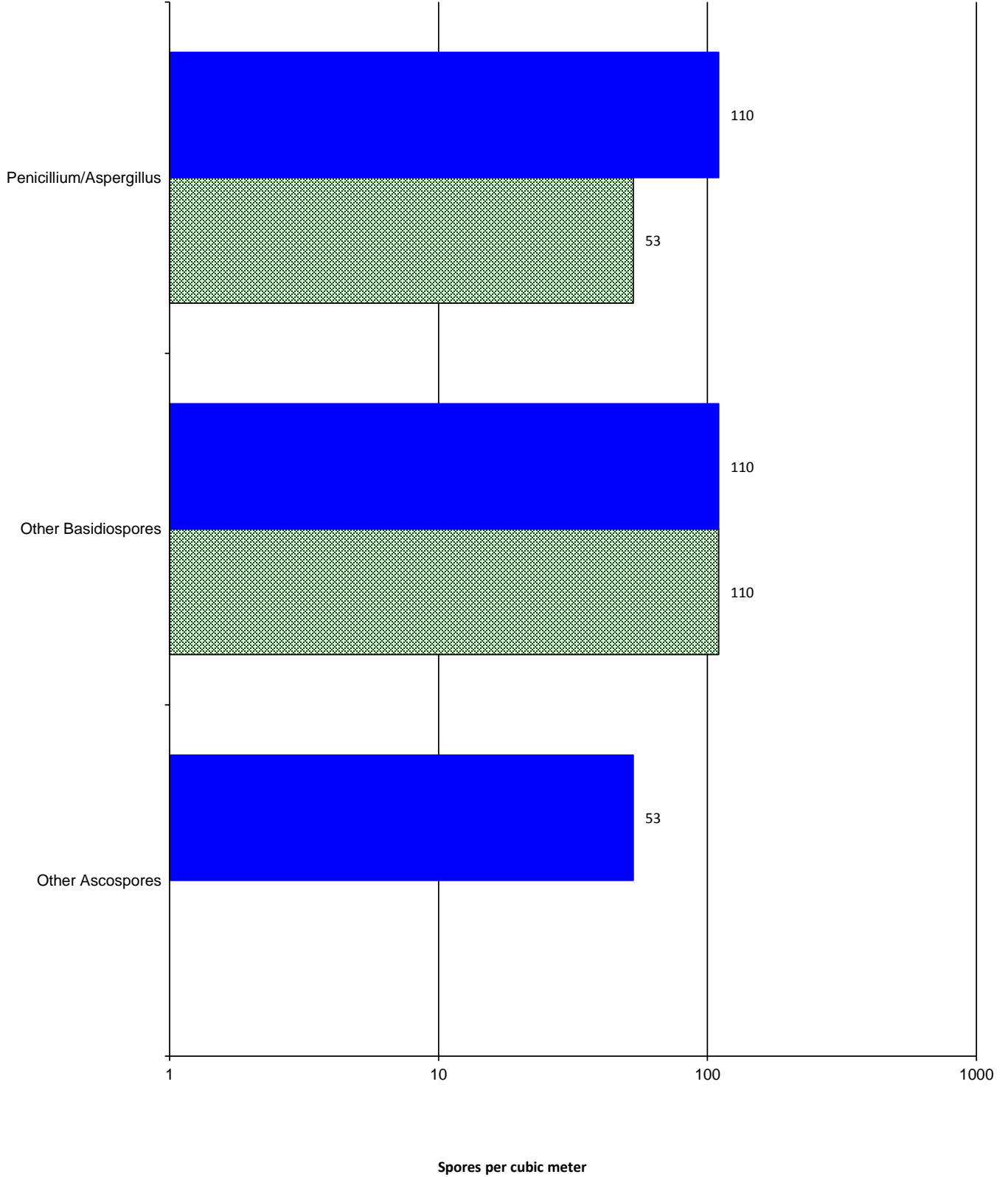
Library
Ambient





Chain of Custody # 1415775

 Rm 203
 Ambient

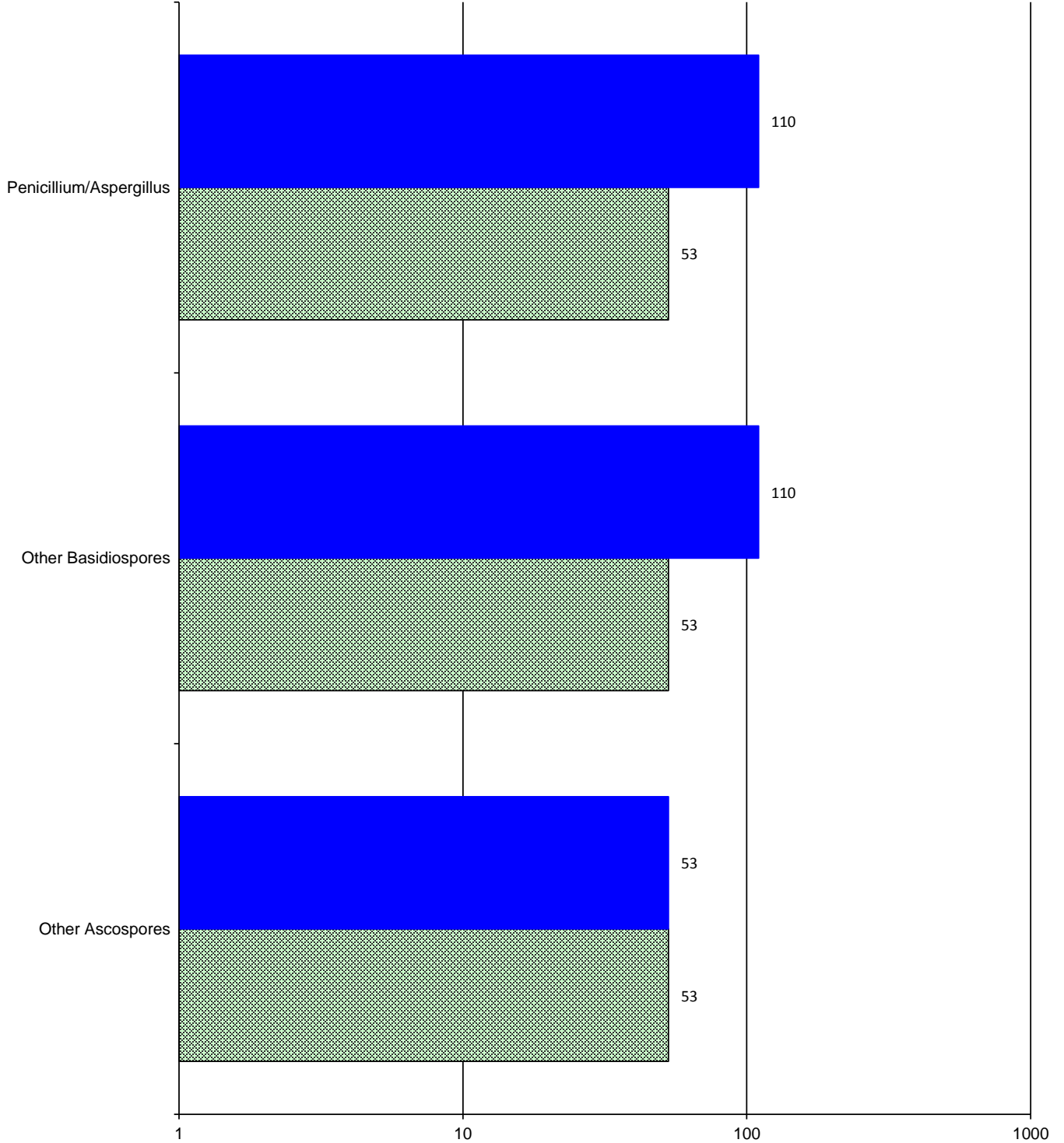




Chain of Custody # 1415775

 Rm 209

 Ambient



Spores per cubic meter

| Identification | Outdoor Habitat | Indoor Habitat | Possible Allergic Potential Not an opinion or interpretation | Comments |
|-------------------------|---|---|--|--|
| Ascospores | Common everywhere. Constitutes a large part of the airspora outside. Can reach very high numbers in the air outside during the spring and summer. Can increase in numbers during and after rainfalls. | Very few of this group grow inside. The notable exception is Chaetomium, Ascotricha and Peziza. | Little known for most of this group of fungi. Dependent on the type (see Chaetomium and Ascotricha). | |
| Basidiospores | Commonly found everywhere, especially in the late summer and fall. These spores are from Mushrooms. | Mushrooms are not normally found growing indoors, but can grow on wet lumber, especially in crawlspaces. Sometimes mushrooms can be seen growing in flower pots indoors. | Some allergenicity reported. Type I (hay fever, asthma) and Type III (hypersensitivity pneumonitis). | Among the group of Mushrooms (Basidiomycetes) are dry rot fungi Serpula and Poria that are particularly destructive to buildings. |
| Penicillium/Aspergillus | Common everywhere. Normally found in the air in small amounts in outdoor air. Grows on nearly everything. | Wetted wallboard, wood, food, leather, etc. Able to grow on many substrates indoors. | Type I (hay fever and asthma) allergies and Type III (hypersensitivity pneumonitis) allergies. | This is a combination group of Penicillium and Aspergillus and is used when only the spores are seen. The spores are so similar that they cannot be reliably separated into their respective genera. |
| Smuts, myxomycetes | Commonly found everywhere, especially on logs, grasses and weeds. | Smuts don't normally grow indoors, but can occasionally be found on things brought from outside and stored in the house. Myxomycetes can occasionally grow indoors, but need lots of water to be established. | Type I (hay fever and asthma) allergies. | Smuts and myxomycetes are a combined group of organisms because their spores look so similar and cannot be reliably distinguished from each other. |