



EMSL Analytical, Inc.

200 Route 130 North Cinnaminson, NJ 08077
Phone/Fax: (800) 220-3675 / (856) 786-0262
<http://www.emsl.com> / cinmicrolab@emsl.com

EMSL Order ID: 371213318
Customer ID: COAS80
Customer PO:
Project ID:

Attn: Cathy Ledden
Coastal Environmental Compliance, LLC
PO Box 167
Hammonton, NJ 08037-0167

Phone: (609) 820-9312
Fax: (609) 561-6197
Collected: 08/26/2012
Received: 08/27/2012
Analyzed: 08/28/2012


Proj: Pleasantville HS-Clearance

Test Report: Microscopic Examination of Fungal Spores, Fungal Structures, Hyphae, and Other Particulates from Swab Samples (EMSL Method: M041)

Lab Sample Number: Client Sample ID: Sample Location:	371213318-0001 1 C Hall Vent by C103	371213318-0002 2 C109 Vent	371213318-0003 3 A Hall Vent	371213318-0004 4 A Hall Vent near A109	371213318-0005 5 Nurse Vent
Spore Types	Category	Category	Category	Category	Category
Agrocybe/Coprinus	-	-	-	-	-
Alternaria	-	-	-	-	-
Ascospores	-	-	-	-	-
Aspergillus/Penicillium	-	-	Rare	-	-
Basidiospores	-	-	-	-	-
Bipolaris++	-	-	-	-	-
Chaetomium	-	-	-	-	-
Cladosporium	-	-	Low	Rare	Rare
Curvularia	-	-	-	-	-
Epicoccum	-	-	Rare	-	-
Fusarium	-	-	-	-	-
Ganoderma	-	-	-	-	-
Myxomycetes++	-	-	Rare	-	-
Paecilomyces	-	-	-	-	-
Rust	-	-	-	-	-
Scopulariopsis	-	-	-	-	-
Stachybotrys	-	-	-	-	-
Torula	-	-	-	-	-
Ulocladium	-	-	-	-	-
Unidentifiable Spores	-	-	-	-	-
Zygomycetes	-	-	-	-	-
Fibrous Particulate	-	-	-	-	-
Hyphal Fragment	-	-	Rare	-	-
Insect Fragment	-	-	Rare	-	-
Pollen	-	-	-	-	Rare

Sample Comment: 371213318-0001 None Detected
Sample Comment: 371213318-0002 None Detected

Category: Count/per area analyzed
Rare: 1 to 10 Low: 11 to 100 Medium: 101 to 1000 High: >1000
Bipolaris++ = Bipolaris/Dreschlera/Exserohilum Myxomycetes++ = Myxomycetes/Periconia/Smut
* = Sample contains fruiting structures and/or hyphae associated with the spores.


Farbod Nekouei, M.S., Laboratory Manager
or Other Approved Signatory

No discernable field blank was submitted with this group of samples.
EMSL maintains liability limited to cost of analysis. This report relates only to the samples reported above and may not be reproduced, except in full, without written approval by EMSL. EMSL bears no responsibility for sample collection activities or analytical method limitations. Interpretation of the data contained in this report is the responsibility of the client. *- denotes not detected. Samples received in good condition unless otherwise noted.
Samples analyzed by EMSL Analytical, Inc. Cinnaminson, NJ AIHA-LAP, LLC--EMLAP Accredited #100194

Initial report from: 08/28/2012 15:57:01

For Information on the fungi listed in this report please visit the Resources section at www.emsl.com



EMSL Analytical, Inc.

200 Route 130 North Cinnaminson, NJ 08077
Phone/Fax: (800) 220-3675 / (856) 786-0262
<http://www.emsl.com> / cinmicrolab@emsl.com

EMSL Order ID: 371213318
Customer ID: COAS80
Customer PO:
Project ID:

Attn: Cathy Ledden
Coastal Environmental Compliance, LLC
PO Box 167
Hammonton, NJ 08037-0167

Phone: (609) 820-9312
Fax: (609) 561-6197
Collected: 08/26/2012
Received: 08/27/2012
Analyzed: 08/28/2012


Proj: Pleasantville HS-Clearance

Test Report: Microscopic Examination of Fungal Spores, Fungal Structures, Hyphae, and Other Particulates from Swab Samples (EMSL Method: M041)

Lab Sample Number: Client Sample ID: Sample Location:	371213318-0006 6 C103 Vent	371213318-0007 7 B109 Vent	371213318-0008 8 A107 Vent	371213318-0009 9 B Hall Vent	371213318-0010 10 B Hall Vent near 111
Spore Types	Category	Category	Category	Category	Category
Agrocybe/Coprinus	-	-	-	-	-
Alternaria	-	-	-	-	-
Ascospores	-	-	-	-	-
Aspergillus/Penicillium	-	-	-	-	-
Basidiospores	-	-	-	-	-
Bipolaris++	-	-	-	-	-
Chaetomium	-	-	-	-	-
Cladosporium	-	-	-	-	-
Curvularia	-	-	-	-	-
Epicoccum	-	-	-	-	-
Fusarium	-	-	-	-	-
Ganoderma	-	-	-	-	-
Myxomycetes++	-	-	-	-	-
Paecilomyces	-	-	-	-	-
Rust	-	-	-	-	-
Scopulariopsis	-	-	-	-	-
Stachybotrys	-	-	-	-	-
Torula	-	-	-	-	-
Ulocladium	-	-	-	-	-
Unidentifiable Spores	-	-	-	-	-
Zygomycetes	-	-	-	-	-
Fibrous Particulate	-	-	-	-	-
Hyphal Fragment	-	-	-	-	-
Insect Fragment	-	-	-	-	-
Pollen	-	-	-	-	-

Sample Comment: 371213318-0006 None Detected
Sample Comment: 371213318-0007 None Detected
Sample Comment: 371213318-0008 None Detected
Sample Comment: 371213318-0009 None Detected
Sample Comment: 371213318-0010 None Detected

Category: Count/per area analyzed
Rare: 1 to 10 Low: 11 to 100 Medium: 101 to 1000 High: >1000
Bipolaris++ = Bipolaris/Dreschlera/Exserohilum Myxomycetes++ = Myxomycetes/Periconia/Smut
* = Sample contains fruiting structures and/or hyphae associated with the spores.


Farbod Nekouei, M.S., Laboratory Manager
or Other Approved Signatory

No discernable field blank was submitted with this group of samples.
EMSL maintains liability limited to cost of analysis. This report relates only to the samples reported above and may not be reproduced, except in full, without written approval by EMSL. EMSL bears no responsibility for sample collection activities or analytical method limitations. Interpretation of the data contained in this report is the responsibility of the client. *- denotes not detected. Samples received in good condition unless otherwise noted.
Samples analyzed by EMSL Analytical, Inc. Cinnaminson, NJ AIHA-LAP, LLC--EMLAP Accredited #100194

Initial report from: 08/28/2012 15:57:01

For Information on the fungi listed in this report please visit the Resources section at www.emsl.com



EMSL Analytical, Inc.

200 Route 130 North Cinnaminson, NJ 08077
Phone/Fax: (800) 220-3675 / (856) 786-0262
<http://www.emsl.com> / cinmicrolab@emsl.com

EMSL Order ID: 371213318
Customer ID: COAS80
Customer PO:
Project ID:

Attn: Cathy Ledden
Coastal Environmental Compliance, LLC
PO Box 167
Hammonton, NJ 08037-0167

Phone: (609) 820-9312
Fax: (609) 561-6197
Collected: 08/26/2012
Received: 08/27/2012
Analyzed: 08/28/2012

Proj: Pleasantville HS-Clearance

Test Report: Microscopic Examination of Fungal Spores, Fungal Structures, Hyphae, and Other Particulates from Swab Samples (EMSL Method: M041)

Lab Sample Number:	371213318-0011	371213318-0012	371213318-0013	371213318-0014	371213318-0015
Client Sample ID:	11	12	13	14	15
Sample Location:	C111 Vent	C Hall near 112 Vent	B104 Vent	B112 Vent	Break Room Chair
Spore Types	Category	Category	Category	Category	Category
Agrocybe/Coprinus	-	-	-	-	-
Alternaria	-	-	-	-	-
Ascospores	-	-	-	-	-
Aspergillus/Penicillium	-	-	-	-	-
Basidiospores	-	-	-	-	-
Bipolaris++	-	-	-	-	-
Chaetomium	-	-	-	-	-
Cladosporium	-	-	-	-	-
Curvularia	-	-	-	-	-
Epicoccum	-	-	-	-	-
Fusarium	-	-	-	-	-
Ganoderma	-	-	-	-	-
Myxomycetes++	-	-	-	-	-
Paecilomyces	-	-	-	-	-
Rust	-	-	-	-	-
Scopulariopsis	-	-	-	-	-
Stachybotrys	-	-	-	-	-
Torula	-	-	-	-	-
Ulocladium	-	-	-	-	-
Unidentifiable Spores	-	-	-	-	-
Zygomycetes	-	-	-	-	-
Fibrous Particulate	-	-	-	-	-
Hyphal Fragment	-	-	-	Rare	-
Insect Fragment	-	-	-	-	-
Pollen	-	-	-	-	-

Sample Comment: 371213318-0011 None Detected
Sample Comment: 371213318-0012 None Detected
Sample Comment: 371213318-0013 None Detected
Sample Comment: 371213318-0015 None Detected

Category: Count/per area analyzed
Rare: 1 to 10 Low: 11 to 100 Medium: 101 to 1000 High: >1000
Bipolaris++ = Bipolaris/Dreschlera/Exserohilum Myxomycetes++ = Myxomycetes/Periconia/Smut
* = Sample contains fruiting structures and/or hyphae associated with the spores.

Farbod Nekouei, M.S., Laboratory Manager
or Other Approved Signatory

No discernable field blank was submitted with this group of samples.
EMSL maintains liability limited to cost of analysis. This report relates only to the samples reported above and may not be reproduced, except in full, without written approval by EMSL. EMSL bears no responsibility for sample collection activities or analytical method limitations. Interpretation of the data contained in this report is the responsibility of the client. *- denotes not detected. Samples received in good condition unless otherwise noted.
Samples analyzed by EMSL Analytical, Inc. Cinnaminson, NJ AIHA-LAP, LLC--EMLAP Accredited #100194

Initial report from: 08/28/2012 15:57:01

For Information on the fungi listed in this report please visit the Resources section at www.emsl.com



EMSL Analytical, Inc.

200 Route 130 North Cinnaminson, NJ 08077
Phone/Fax: (800) 220-3675 / (856) 786-0262
<http://www.emsl.com> / cinmicrolab@emsl.com

EMSL Order ID: 371213318
Customer ID: COAS80
Customer PO:
Project ID:

Attn: Cathy Ledden
Coastal Environmental Compliance, LLC
PO Box 167
Hammonton, NJ 08037-0167

Phone: (609) 820-9312
Fax: (609) 561-6197
Collected: 08/26/2012
Received: 08/27/2012
Analyzed: 08/28/2012


Proj: Pleasantville HS-Clearance

Test Report: Microscopic Examination of Fungal Spores, Fungal Structures, Hyphae, and Other Particulates from Swab Samples (EMSL Method: M041)

Lab Sample Number:	371213318-0016	371213318-0017	371213318-0018	371213318-0019	371213318-0020
Client Sample ID:	16	17	18	19	20
Sample Location:	Hall Outside C102 Under Desk	C-103 Under Desk	C112 Soft Chair	C109 (Office next to) Desk	C109 Under Big Table
Spore Types	Category	Category	Category	Category	Category
Agrocybe/Coprinus	-	-	-	-	-
Alternaria	-	-	-	-	-
Ascospores	-	-	-	-	-
Aspergillus/Penicillium	-	-	-	-	-
Basidiospores	-	-	-	-	-
Bipolaris++	-	-	-	-	-
Chaetomium	-	-	-	-	-
Cladosporium	-	-	-	-	-
Curvularia	-	-	-	-	-
Epicoccum	-	-	-	-	-
Fusarium	-	-	-	-	-
Ganoderma	-	-	-	-	-
Myxomycetes++	-	-	-	-	-
Paecilomyces	-	-	-	-	-
Rust	-	-	-	-	-
Scopulariopsis	-	-	-	-	-
Stachybotrys	-	-	-	-	-
Torula	-	-	-	-	-
Ulocladium	-	-	-	-	-
Unidentifiable Spores	-	-	-	-	-
Zygomycetes	-	-	-	-	-
Fibrous Particulate	-	-	-	-	-
Hyphal Fragment	-	-	-	-	-
Insect Fragment	-	-	-	-	-
Pollen	-	-	-	-	-

Sample Comment: 371213318-0016 None Detected
Sample Comment: 371213318-0017 None Detected
Sample Comment: 371213318-0018 None Detected
Sample Comment: 371213318-0019 None Detected
Sample Comment: 371213318-0020 None Detected

Category: Count/per area analyzed
Rare: 1 to 10 Low: 11 to 100 Medium: 101 to 1000 High: >1000
Bipolaris++ = Bipolaris/Dreschlera/Exserohilum Myxomycetes++ = Myxomycetes/Periconia/Smut
* = Sample contains fruiting structures and/or hyphae associated with the spores.


Farbod Nekouei, M.S., Laboratory Manager
or Other Approved Signatory

No discernable field blank was submitted with this group of samples.
EMSL maintains liability limited to cost of analysis. This report relates only to the samples reported above and may not be reproduced, except in full, without written approval by EMSL. EMSL bears no responsibility for sample collection activities or analytical method limitations. Interpretation of the data contained in this report is the responsibility of the client. *- denotes not detected. Samples received in good condition unless otherwise noted.
Samples analyzed by EMSL Analytical, Inc. Cinnaminson, NJ AIHA-LAP, LLC--EMLAP Accredited #100194

Initial report from: 08/28/2012 15:57:01

For Information on the fungi listed in this report please visit the Resources section at www.emsl.com



EMSL Analytical, Inc.

200 Route 130 North Cinnaminson, NJ 08077
Phone/Fax: (800) 220-3675 / (856) 786-0262
<http://www.emsl.com> / cinmicrolab@emsl.com

EMSL Order ID: 371213318
Customer ID: COAS80
Customer PO:
Project ID:

Attn: Cathy Ledden
Coastal Environmental Compliance, LLC
PO Box 167
Hammonton, NJ 08037-0167

Phone: (609) 820-9312
Fax: (609) 561-6197
Collected: 08/26/2012
Received: 08/27/2012
Analyzed: 08/28/2012


Proj: Pleasantville HS-Clearance

Test Report: Microscopic Examination of Fungal Spores, Fungal Structures, Hyphae, and Other Particulates from Swab Samples (EMSL Method: M041)

Lab Sample Number:	371213318-0021	371213318-0022	371213318-0023	371213318-0024	371213318-0025
Client Sample ID:	21	22	23	24	25
Sample Location:	C-104 Under Desk	C104 Top Desk	C102 Desk	C102 Inside Lower Cabinet	C101 Desk
Spore Types	Category	Category	Category	Category	Category
Agrocybe/Coprinus	-	-	-	-	-
Alternaria	-	-	-	-	-
Ascospores	-	-	-	-	-
Aspergillus/Penicillium	-	-	-	-	-
Basidiospores	-	-	-	-	-
Bipolaris++	-	-	-	-	-
Chaetomium	-	-	-	-	-
Cladosporium	-	-	-	-	-
Curvularia	-	-	-	-	-
Epicoccum	-	-	-	-	-
Fusarium	-	-	-	-	-
Ganoderma	-	-	-	-	-
Myxomycetes++	-	-	-	-	-
Paecilomyces	-	-	-	-	-
Rust	-	-	-	-	-
Scopulariopsis	-	-	-	-	-
Stachybotrys	-	-	-	-	-
Torula	-	-	-	-	-
Ulocladium	-	-	-	-	-
Unidentifiable Spores	-	-	-	-	-
Zygomycetes	-	-	-	-	-
Fibrous Particulate	-	-	-	-	-
Hyphal Fragment	-	-	-	-	-
Insect Fragment	-	-	-	-	-
Pollen	-	-	-	-	-

Sample Comment: 371213318-0021 None Detected
Sample Comment: 371213318-0022 None Detected
Sample Comment: 371213318-0023 None Detected
Sample Comment: 371213318-0024 None Detected
Sample Comment: 371213318-0025 None Detected

Category: Count/per area analyzed
Rare: 1 to 10 Low: 11 to 100 Medium: 101 to 1000 High: >1000
Bipolaris++ = Bipolaris/Dreschlera/Exserohilum Myxomycetes++ = Myxomycetes/Periconia/Smut
* = Sample contains fruiting structures and/or hyphae associated with the spores.


Farbod Nekouei, M.S., Laboratory Manager
or Other Approved Signatory

No discernable field blank was submitted with this group of samples.
EMSL maintains liability limited to cost of analysis. This report relates only to the samples reported above and may not be reproduced, except in full, without written approval by EMSL. EMSL bears no responsibility for sample collection activities or analytical method limitations. Interpretation of the data contained in this report is the responsibility of the client. *- denotes not detected. Samples received in good condition unless otherwise noted.
Samples analyzed by EMSL Analytical, Inc. Cinnaminson, NJ AIHA-LAP, LLC--EMLAP Accredited #100194

Initial report from: 08/28/2012 15:57:01

For Information on the fungi listed in this report please visit the Resources section at www.emsl.com



EMSL Analytical, Inc.

200 Route 130 North Cinnaminson, NJ 08077
Phone/Fax: (800) 220-3675 / (856) 786-0262
<http://www.emsl.com> / cinmicrolab@emsl.com

EMSL Order ID: 371213318
Customer ID: COAS80
Customer PO:
Project ID:

Attn: Cathy Ledden
Coastal Environmental Compliance, LLC
PO Box 167
Hammonton, NJ 08037-0167

Phone: (609) 820-9312
Fax: (609) 561-6197
Collected: 08/26/2012
Received: 08/27/2012
Analyzed: 08/28/2012


Proj: Pleasantville HS-Clearance

Test Report: Microscopic Examination of Fungal Spores, Fungal Structures, Hyphae, and Other Particulates from Swab Samples (EMSL Method: M041)

Lab Sample Number:	371213318-0026	371213318-0027	371213318-0028	371213318-0029	371213318-0030
Client Sample ID:	26	27	28	29	30
Sample Location:	C112 Under Table	B112 Inside Lower Cabinet	B103 Inside Student Desk	B105 Inside Lower Cabinet	B108 Inside Student Desk
Spore Types	Category	Category	Category	Category	Category
Agrocybe/Coprinus	-	-	-	-	-
Alternaria	-	-	-	-	-
Ascospores	-	-	-	-	-
Aspergillus/Penicillium	-	-	-	-	-
Basidiospores	-	-	-	-	-
Bipolaris++	-	-	-	-	-
Chaetomium	-	-	-	-	-
Cladosporium	-	-	-	-	-
Curvularia	-	-	-	-	-
Epicoccum	-	-	-	-	-
Fusarium	-	-	-	-	-
Ganoderma	-	-	-	-	-
Myxomycetes++	-	-	-	-	-
Paecilomyces	-	-	-	-	-
Rust	-	-	-	-	-
Scopulariopsis	-	-	-	-	-
Stachybotrys	-	-	-	-	-
Torula	-	-	-	-	-
Ulocladium	-	-	-	-	-
Unidentifiable Spores	-	-	-	-	-
Zygomycetes	-	-	-	-	-
Fibrous Particulate	-	-	-	-	-
Hyphal Fragment	-	-	-	-	-
Insect Fragment	-	-	-	-	-
Pollen	-	-	-	-	-

Sample Comment: 371213318-0026 None Detected
Sample Comment: 371213318-0027 None Detected
Sample Comment: 371213318-0028 None Detected
Sample Comment: 371213318-0029 None Detected
Sample Comment: 371213318-0030 None Detected

Category: Count/per area analyzed
Rare: 1 to 10 Low: 11 to 100 Medium: 101 to 1000 High: >1000
Bipolaris++ = Bipolaris/Dreschlera/Exserohilum Myxomycetes++ = Myxomycetes/Periconia/Smut
* = Sample contains fruiting structures and/or hyphae associated with the spores.


Farbod Nekouei, M.S., Laboratory Manager
or Other Approved Signatory

No discernable field blank was submitted with this group of samples.
EMSL maintains liability limited to cost of analysis. This report relates only to the samples reported above and may not be reproduced, except in full, without written approval by EMSL. EMSL bears no responsibility for sample collection activities or analytical method limitations. Interpretation of the data contained in this report is the responsibility of the client. *- denotes not detected. Samples received in good condition unless otherwise noted.
Samples analyzed by EMSL Analytical, Inc. Cinnaminson, NJ AIHA-LAP, LLC--EMLAP Accredited #100194

Initial report from: 08/28/2012 15:57:01

For Information on the fungi listed in this report please visit the Resources section at www.emsl.com



EMSL Analytical, Inc.

200 Route 130 North Cinnaminson, NJ 08077
Phone/Fax: (800) 220-3675 / (856) 786-0262
<http://www.emsl.com> / cinmicrolab@emsl.com

EMSL Order ID: 371213318
Customer ID: COAS80
Customer PO:
Project ID:

Attn: Cathy Ledden
Coastal Environmental Compliance, LLC
PO Box 167
Hammonton, NJ 08037-0167

Phone: (609) 820-9312
Fax: (609) 561-6197
Collected: 08/26/2012
Received: 08/27/2012
Analyzed: 08/28/2012


Proj: Pleasantville HS-Clearance

Test Report: Microscopic Examination of Fungal Spores, Fungal Structures, Hyphae, and Other Particulates from Swab Samples (EMSL Method: M041)

Lab Sample Number:	371213318-0031	371213318-0032	371213318-0033	371213318-0034	371213318-0035
Client Sample ID:	31	32	33	34	35
Sample Location:	B112 Under Lab Desk	B102 Inside Student Desk	B101 Inside Student Desk	B113 Under 1st Work Desk	B104 Inside Student Desk
Spore Types	Category	Category	Category	Category	Category
Agrocybe/Coprinus	-	-	-	-	-
Alternaria	-	-	-	-	-
Ascospores	-	-	-	-	-
Aspergillus/Penicillium	-	-	-	-	-
Basidiospores	-	-	-	-	-
Bipolaris++	-	-	-	-	-
Chaetomium	-	-	-	-	-
Cladosporium	-	-	-	-	-
Curvularia	-	-	-	-	-
Epicoccum	-	-	-	-	-
Fusarium	-	-	-	-	-
Ganoderma	-	-	-	-	-
Myxomycetes++	-	-	-	-	-
Paecilomyces	-	-	-	-	-
Rust	-	-	-	-	-
Scopulariopsis	-	-	-	-	-
Stachybotrys	-	-	-	-	-
Torula	-	-	-	-	-
Ulocladium	-	-	-	-	-
Unidentifiable Spores	-	-	-	-	-
Zygomycetes	-	-	-	-	-
Fibrous Particulate	-	-	-	-	-
Hyphal Fragment	-	-	-	-	-
Insect Fragment	-	-	-	-	-
Pollen	-	-	-	-	-

Sample Comment: 371213318-0031 None Detected
Sample Comment: 371213318-0032 None Detected
Sample Comment: 371213318-0033 None Detected
Sample Comment: 371213318-0034 None Detected
Sample Comment: 371213318-0035 None Detected

Category: Count/per area analyzed
Rare: 1 to 10 Low: 11 to 100 Medium: 101 to 1000 High: >1000
Bipolaris++ = Bipolaris/Dreschlera/Exserohilum Myxomycetes++ = Myxomycetes/Periconia/Smut
* = Sample contains fruiting structures and/or hyphae associated with the spores.


Farbod Nekouei, M.S., Laboratory Manager
or Other Approved Signatory

No discernable field blank was submitted with this group of samples.
EMSL maintains liability limited to cost of analysis. This report relates only to the samples reported above and may not be reproduced, except in full, without written approval by EMSL. EMSL bears no responsibility for sample collection activities or analytical method limitations. Interpretation of the data contained in this report is the responsibility of the client. *- denotes not detected. Samples received in good condition unless otherwise noted.
Samples analyzed by EMSL Analytical, Inc. Cinnaminson, NJ AIHA-LAP, LLC--EMLAP Accredited #100194

Initial report from: 08/28/2012 15:57:01



EMSL Analytical, Inc.

200 Route 130 North Cinnaminson, NJ 08077
Phone/Fax: (800) 220-3675 / (856) 786-0262
<http://www.emsl.com> / cinmicrolab@emsl.com

EMSL Order ID: 371213318
Customer ID: COAS80
Customer PO:
Project ID:

Attn: Cathy Ledden
Coastal Environmental Compliance, LLC
PO Box 167
Hammonton, NJ 08037-0167

Phone: (609) 820-9312
Fax: (609) 561-6197
Collected: 08/26/2012
Received: 08/27/2012
Analyzed: 08/28/2012


Proj: Pleasantville HS-Clearance

Test Report: Microscopic Examination of Fungal Spores, Fungal Structures, Hyphae, and Other Particulates from Swab Samples (EMSL Method: M041)

Lab Sample Number:	371213318-0036	371213318-0037	371213318-0038	371213318-0039	371213318-0040
Client Sample ID:	36	37	38	39	40
Sample Location:	A-110 Spray Rm A (Wall B)	A-109 Under Teachers Desk	A112 Under Table	A103 Inside Upper Cabinet	A110 Under Desk
Spore Types	Category	Category	Category	Category	Category
Agrocybe/Coprinus	-	-	-	-	-
Alternaria	-	-	-	-	-
Ascospores	-	-	-	-	-
Aspergillus/Penicillium	-	-	-	-	-
Basidiospores	-	-	-	-	-
Bipolaris++	-	-	-	-	-
Chaetomium	-	-	-	-	-
Cladosporium	-	-	-	-	-
Curvularia	-	-	-	-	-
Epicoccum	-	-	-	-	-
Fusarium	-	-	-	-	-
Ganoderma	-	-	-	-	-
Myxomycetes++	-	-	-	-	-
Paecilomyces	-	-	-	-	-
Rust	-	-	-	-	-
Scopulariopsis	-	-	-	-	-
Stachybotrys	-	-	-	-	-
Torula	-	-	-	-	-
Ulocladium	-	-	-	-	-
Unidentifiable Spores	-	-	-	-	-
Zygomycetes	-	-	-	-	-
Fibrous Particulate	-	-	-	-	-
Hyphal Fragment	-	-	-	-	-
Insect Fragment	-	-	-	-	-
Pollen	-	-	-	-	-

Sample Comment: 371213318-0036 None Detected
Sample Comment: 371213318-0037 None Detected
Sample Comment: 371213318-0038 None Detected
Sample Comment: 371213318-0039 None Detected
Sample Comment: 371213318-0040 None Detected

Category: Count/per area analyzed
Rare: 1 to 10 Low: 11 to 100 Medium: 101 to 1000 High: >1000
Bipolaris++ = Bipolaris/Dreschlera/Exserohilum Myxomycetes++ = Myxomycetes/Periconia/Smut
* = Sample contains fruiting structures and/or hyphae associated with the spores.


Farbod Nekouei, M.S., Laboratory Manager
or Other Approved Signatory

No discernable field blank was submitted with this group of samples.
EMSL maintains liability limited to cost of analysis. This report relates only to the samples reported above and may not be reproduced, except in full, without written approval by EMSL. EMSL bears no responsibility for sample collection activities or analytical method limitations. Interpretation of the data contained in this report is the responsibility of the client. *- denotes not detected. Samples received in good condition unless otherwise noted.
Samples analyzed by EMSL Analytical, Inc. Cinnaminson, NJ AIHA-LAP, LLC--EMLAP Accredited #100194

Initial report from: 08/28/2012 15:57:01



EMSL Analytical, Inc.

200 Route 130 North Cinnaminson, NJ 08077
Phone/Fax: (800) 220-3675 / (856) 786-0262
<http://www.emsl.com> / cinmicrolab@emsl.com

EMSL Order ID: 371213318
Customer ID: COAS80
Customer PO:
Project ID:

Attn: Cathy Ledden
Coastal Environmental Compliance, LLC
PO Box 167
Hammonton, NJ 08037-0167

Phone: (609) 820-9312
Fax: (609) 561-6197
Collected: 08/26/2012
Received: 08/27/2012
Analyzed: 08/28/2012


Proj: Pleasantville HS-Clearance

Test Report: Microscopic Examination of Fungal Spores, Fungal Structures, Hyphae, and Other Particulates from Swab Samples (EMSL Method: M041)

Lab Sample Number:	371213318-0041	371213318-0042	371213318-0043	371213318-0044	371213318-0045
Client Sample ID:	41	42	43	44	45
Sample Location:	A101 Under Student Desk	A103 Inside Upper Cabinet	A107 Under Student Desk	A104 Inside Lower Cabinet	A108 Student Desk
Spore Types	Category	Category	Category	Category	Category
Agrocybe/Coprinus	-	-	-	-	-
Alternaria	-	-	-	-	-
Ascospores	-	-	-	-	-
Aspergillus/Penicillium	-	-	-	-	-
Basidiospores	-	-	-	-	-
Bipolaris++	-	-	-	-	-
Chaetomium	-	-	-	-	-
Cladosporium	-	-	-	-	-
Curvularia	-	-	-	-	-
Epicoccum	-	-	-	-	-
Fusarium	-	-	-	-	-
Ganoderma	-	-	-	-	-
Myxomycetes++	-	-	-	-	-
Paecilomyces	-	-	-	-	-
Rust	-	-	-	-	-
Scopulariopsis	-	-	-	-	-
Stachybotrys	-	-	-	-	-
Torula	-	-	-	-	-
Ulocladium	-	-	-	-	-
Unidentifiable Spores	-	-	-	-	-
Zygomycetes	-	-	-	-	-
Fibrous Particulate	-	-	-	-	-
Hyphal Fragment	-	-	-	-	-
Insect Fragment	-	-	-	-	-
Pollen	-	-	-	-	-

Sample Comment: 371213318-0041 None Detected
Sample Comment: 371213318-0042 None Detected
Sample Comment: 371213318-0043 None Detected
Sample Comment: 371213318-0044 None Detected
Sample Comment: 371213318-0045 None Detected

Category: Count/per area analyzed
Rare: 1 to 10 Low: 11 to 100 Medium: 101 to 1000 High: >1000
Bipolaris++ = Bipolaris/Dreschlera/Exserohilum Myxomycetes++ = Myxomycetes/Periconia/Smut
* = Sample contains fruiting structures and/or hyphae associated with the spores.


Farbod Nekouei, M.S., Laboratory Manager
or Other Approved Signatory

No discernable field blank was submitted with this group of samples.
EMSL maintains liability limited to cost of analysis. This report relates only to the samples reported above and may not be reproduced, except in full, without written approval by EMSL. EMSL bears no responsibility for sample collection activities or analytical method limitations. Interpretation of the data contained in this report is the responsibility of the client. *- denotes not detected. Samples received in good condition unless otherwise noted.
Samples analyzed by EMSL Analytical, Inc. Cinnaminson, NJ AIHA-LAP, LLC--EMLAP Accredited #100194

Initial report from: 08/28/2012 15:57:01

For Information on the fungi listed in this report please visit the Resources section at www.emsl.com



EMSL Analytical, Inc.

200 Route 130 North Cinnaminson, NJ 08077
Phone/Fax: (800) 220-3675 / (856) 786-0262
<http://www.emsl.com> / cinmicrolab@emsl.com

EMSL Order ID: 371213318
Customer ID: COAS80
Customer PO:
Project ID:

Attn: Cathy Ledden
Coastal Environmental Compliance, LLC
PO Box 167
Hammonton, NJ 08037-0167

Phone: (609) 820-9312
Fax: (609) 561-6197
Collected: 08/26/2012
Received: 08/27/2012
Analyzed: 08/28/2012


Proj: Pleasantville HS-Clearance

Test Report: Microscopic Examination of Fungal Spores, Fungal Structures, Hyphae, and Other Particulates from Swab Samples (EMSL Method: M041)

Lab Sample Number:	371213318-0046	371213318-0047	371213318-0048	371213318-0049	371213318-0050
Client Sample ID:	46	47	48	49	50
Sample Location:	Nurse Inside Men's Rm Door	Yearbook Under Desk	Daycare High Chair Table	Home EC Cabinet near Washer	Break Rm Door
Spore Types	Category	Category	Category	Category	Category
Agrocybe/Coprinus	-	-	-	-	-
Alternaria	-	-	-	-	-
Ascospores	-	-	-	-	-
Aspergillus/Penicillium	-	-	-	-	-
Basidiospores	-	-	-	-	-
Bipolaris++	-	-	-	-	-
Chaetomium	-	-	-	-	-
Cladosporium	-	-	-	-	-
Curvularia	-	-	-	-	-
Epicoccum	-	-	-	-	-
Fusarium	-	-	-	-	-
Ganoderma	-	-	-	-	-
Myxomycetes++	-	-	-	-	-
Paecilomyces	-	-	-	-	-
Rust	-	-	-	-	-
Scopulariopsis	-	-	-	-	-
Stachybotrys	-	-	-	-	-
Torula	-	-	-	-	-
Ulocladium	-	-	-	-	-
Unidentifiable Spores	-	-	-	-	-
Zygomycetes	-	-	-	-	-
Fibrous Particulate	-	-	-	-	-
Hyphal Fragment	-	-	-	-	-
Insect Fragment	-	-	-	-	-
Pollen	-	-	-	-	-

Sample Comment: 371213318-0046 None Detected
Sample Comment: 371213318-0047 None Detected
Sample Comment: 371213318-0048 None Detected
Sample Comment: 371213318-0049 None Detected
Sample Comment: 371213318-0050 None Detected

Category: Count/per area analyzed
Rare: 1 to 10 Low: 11 to 100 Medium: 101 to 1000 High: >1000
Bipolaris++ = Bipolaris/Dreschlera/Exserohilum Myxomycetes++ = Myxomycetes/Periconia/Smut
* = Sample contains fruiting structures and/or hyphae associated with the spores.


Farbod Nekouei, M.S., Laboratory Manager
or Other Approved Signatory

No discernable field blank was submitted with this group of samples.
EMSL maintains liability limited to cost of analysis. This report relates only to the samples reported above and may not be reproduced, except in full, without written approval by EMSL. EMSL bears no responsibility for sample collection activities or analytical method limitations. Interpretation of the data contained in this report is the responsibility of the client. *- denotes not detected. Samples received in good condition unless otherwise noted.
Samples analyzed by EMSL Analytical, Inc. Cinnaminson, NJ AIHA-LAP, LLC--EMLAP Accredited #100194

Initial report from: 08/28/2012 15:57:01

For Information on the fungi listed in this report please visit the Resources section at www.emsl.com



EMSL Analytical, Inc.

200 Route 130 North Cinnaminson, NJ 08077
Phone/Fax: (800) 220-3675 / (856) 786-0262
<http://www.emsl.com> / cinmicrolab@emsl.com

EMSL Order ID: 371213318
Customer ID: COAS80
Customer PO:
Project ID:

Attn: Cathy Ledden
Coastal Environmental Compliance, LLC
PO Box 167
Hammonton, NJ 08037-0167

Phone: (609) 820-9312
Fax: (609) 561-6197
Collected: 08/26/2012
Received: 08/27/2012
Analyzed: 08/28/2012


Proj: Pleasantville HS-Clearance

Test Report: Microscopic Examination of Fungal Spores, Fungal Structures, Hyphae, and Other Particulates from Swab Samples (EMSL Method: M041)

Lab Sample Number:	371213318-0051	371213318-0052	371213318-0053	371213318-0054	371213318-0055
Client Sample ID:	51	52	53	54	55
Sample Location:	ROTC Under Counter	Home EC-Desk	CST Door	Daycare Crib	CST Desk
Spore Types	Category	Category	Category	Category	Category
Agrocybe/Coprinus	-	-	-	-	-
Alternaria	-	-	-	-	-
Ascospores	-	-	-	-	-
Aspergillus/Penicillium	-	-	-	-	-
Basidiospores	-	-	-	-	-
Bipolaris++	-	-	-	-	-
Chaetomium	-	-	-	-	-
Cladosporium	-	-	-	-	-
Curvularia	-	-	-	-	-
Epicoccum	-	-	-	-	-
Fusarium	-	-	-	-	-
Ganoderma	-	-	-	-	-
Myxomycetes++	-	-	-	-	-
Paecilomyces	-	-	-	-	-
Rust	-	-	-	-	-
Scopulariopsis	-	-	-	-	-
Stachybotrys	-	-	-	-	-
Torula	-	-	-	-	-
Ulocladium	-	-	-	-	-
Unidentifiable Spores	-	-	-	-	-
Zygomycetes	-	-	-	-	-
Fibrous Particulate	-	-	-	-	-
Hyphal Fragment	-	-	-	-	-
Insect Fragment	-	-	-	-	-
Pollen	-	-	-	-	-

Sample Comment: 371213318-0051 None Detected
Sample Comment: 371213318-0052 None Detected
Sample Comment: 371213318-0053 None Detected
Sample Comment: 371213318-0054 None Detected
Sample Comment: 371213318-0055 None Detected

Category: Count/per area analyzed
Rare: 1 to 10 Low: 11 to 100 Medium: 101 to 1000 High: >1000
Bipolaris++ = Bipolaris/Dreschlera/Exserohilum Myxomycetes++ = Myxomycetes/Periconia/Smut
* = Sample contains fruiting structures and/or hyphae associated with the spores.


Farbod Nekouei, M.S., Laboratory Manager
or Other Approved Signatory

No discernable field blank was submitted with this group of samples.
EMSL maintains liability limited to cost of analysis. This report relates only to the samples reported above and may not be reproduced, except in full, without written approval by EMSL. EMSL bears no responsibility for sample collection activities or analytical method limitations. Interpretation of the data contained in this report is the responsibility of the client. *- denotes not detected. Samples received in good condition unless otherwise noted.
Samples analyzed by EMSL Analytical, Inc. Cinnaminson, NJ AIHA-LAP, LLC--EMLAP Accredited #100194

Initial report from: 08/28/2012 15:57:01

For Information on the fungi listed in this report please visit the Resources section at www.emsl.com



EMSL Analytical, Inc.

200 Route 130 North Cinnaminson, NJ 08077
Phone/Fax: (800) 220-3675 / (856) 786-0262
<http://www.emsl.com> / cinmicrolab@emsl.com

EMSL Order ID: 371213318
Customer ID: COAS80
Customer PO:
Project ID:

Attn: Cathy Ledden
Coastal Environmental Compliance, LLC
PO Box 167
Hammonton, NJ 08037-0167

Phone: (609) 820-9312
Fax: (609) 561-6197
Collected: 08/26/2012
Received: 08/27/2012
Analyzed: 08/28/2012

Proj: Pleasantville HS-Clearance

Test Report: Microscopic Examination of Fungal Spores, Fungal Structures, Hyphae, and Other Particulates from Swab Samples (EMSL Method: M041)

Lab Sample Number:	371213318-0056	371213318-0057	371213318-0058	371213318-0059	371213318-0060
Client Sample ID:	56	57	58	59	60
Sample Location:	Under Counter Nurse	ROTC Under Table	Soft Chair Potter	CST Carpet	Nurse Door Jam
Spore Types	Category	Category	Category	Category	Category
Agrocybe/Coprinus	-	-	-	-	-
Alternaria	-	-	-	-	-
Ascospores	-	-	-	-	-
Aspergillus/Penicillium	-	-	-	-	-
Basidiospores	-	-	-	-	-
Bipolaris++	-	-	-	-	-
Chaetomium	-	-	-	-	-
Cladosporium	-	Rare	-	-	-
Curvularia	-	-	-	-	-
Epicoccum	-	-	-	-	-
Fusarium	-	-	-	-	-
Ganoderma	-	-	-	-	-
Myxomycetes++	-	-	-	-	-
Paecilomyces	-	-	-	-	-
Rust	-	-	-	-	-
Scopulariopsis	-	-	-	-	-
Stachybotrys	-	-	-	-	-
Torula	-	-	-	-	-
Ulocladium	-	-	-	-	-
Unidentifiable Spores	-	-	-	-	-
Zygomycetes	-	-	-	-	-
Fibrous Particulate	-	-	-	-	-
Hyphal Fragment	-	Rare	-	-	-
Insect Fragment	-	-	-	-	-
Pollen	-	-	-	-	-

Sample Comment: 371213318-0056 None Detected
Sample Comment: 371213318-0058 None Detected
Sample Comment: 371213318-0059 None Detected
Sample Comment: 371213318-0060 None Detected

Category: Count/per area analyzed
Rare: 1 to 10 Low: 11 to 100 Medium: 101 to 1000 High: >1000
Bipolaris++ = Bipolaris/Dreschlera/Exserohilum Myxomycetes++ = Myxomycetes/Periconia/Smut
* = Sample contains fruiting structures and/or hyphae associated with the spores.

Farbod Nekouei, M.S., Laboratory Manager
or Other Approved Signatory

No discernable field blank was submitted with this group of samples.
EMSL maintains liability limited to cost of analysis. This report relates only to the samples reported above and may not be reproduced, except in full, without written approval by EMSL. EMSL bears no responsibility for sample collection activities or analytical method limitations. Interpretation of the data contained in this report is the responsibility of the client. *- denotes not detected. Samples received in good condition unless otherwise noted.
Samples analyzed by EMSL Analytical, Inc. Cinnaminson, NJ AIHA-LAP, LLC--EMLAP Accredited #100194

Initial report from: 08/28/2012 15:57:01

For Information on the fungi listed in this report please visit the Resources section at www.emsl.com



EMSL Analytical, Inc.

200 Route 130 North Cinnaminson, NJ 08077
Phone/Fax: (800) 220-3675 / (856) 786-0262
<http://www.emsl.com> / cinmicrolab@emsl.com

EMSL Order ID: 371213318
Customer ID: COAS80
Customer PO:
Project ID:

Attn: Cathy Ledden
Coastal Environmental Compliance, LLC
PO Box 167
Hammonton, NJ 08037-0167

Phone: (609) 820-9312
Fax: (609) 561-6197
Collected: 08/26/2012
Received: 08/27/2012
Analyzed: 08/28/2012


Proj: Pleasantville HS-Clearance

Test Report: Microscopic Examination of Fungal Spores, Fungal Structures, Hyphae, and Other Particulates from Swab Samples (EMSL Method: M041)

Lab Sample Number:	371213318-0061	371213318-0062	371213318-0063		
Client Sample ID:	61	62	63		
Sample Location:	Womens Dressing Rm Under Counter	D101 Under Desk	D102 Inside Desk		
Spore Types	Category	Category	Category		
Agrocybe/Coprinus	-	-	-		
Alternaria	-	-	-		
Ascospores	-	-	-		
Aspergillus/Penicillium	-	-	-		
Basidiospores	-	-	-		
Bipolaris++	-	-	-		
Chaetomium	-	-	-		
Cladosporium	-	-	-		
Curvularia	-	-	-		
Epicoccum	-	-	-		
Fusarium	-	-	-		
Ganoderma	-	-	-		
Myxomycetes++	-	-	-		
Paecilomyces	-	-	-		
Rust	-	-	-		
Scopulariopsis	-	-	-		
Stachybotrys	-	-	-		
Torula	-	-	-		
Ulocladium	-	-	-		
Unidentifiable Spores	-	-	-		
Zygomycetes	-	-	-		
Fibrous Particulate	-	-	-		
Hyphal Fragment	-	-	-		
Insect Fragment	-	-	-		
Pollen	-	-	-		

Sample Comment: 371213318-0061 None Detected
Sample Comment: 371213318-0062 None Detected
Sample Comment: 371213318-0063 None Detected

Category: Count/per area analyzed
Rare: 1 to 10 Low: 11 to 100 Medium: 101 to 1000 High: >1000
Bipolaris++ = Bipolaris/Dreschlera/Exserohilum Myxomycetes++ = Myxomycetes/Periconia/Smut
* = Sample contains fruiting structures and/or hyphae associated with the spores.


Farbod Nekouei, M.S., Laboratory Manager
or Other Approved Signatory

No discernable field blank was submitted with this group of samples.
EMSL maintains liability limited to cost of analysis. This report relates only to the samples reported above and may not be reproduced, except in full, without written approval by EMSL. EMSL bears no responsibility for sample collection activities or analytical method limitations. Interpretation of the data contained in this report is the responsibility of the client. *- denotes not detected. Samples received in good condition unless otherwise noted.
Samples analyzed by EMSL Analytical, Inc. Cinnaminson, NJ AIHA-LAP, LLC--EMLAP Accredited #100194

Initial report from: 08/28/2012 15:57:01

For Information on the fungi listed in this report please visit the Resources section at www.emsl.com